IGNACIO TOWN BOARD BUDGET WORK SESSION AND MEETING
Monday, November 16, 2020 – 5:30 PM
Remote Public Meeting

This remote meeting is hosted by Zoom and requires Attendees to login to the Zoom meeting website at the following address: https://zoom.us/j/94039162075, or Attendees wishing to participate by phone shall call: 346-248-7799 and key in Webinar ID Number: 940 3916 2075. This zoom link is for both the work session and the regular meeting.

There is a Zoom Etiquette file on the Town website that details how Zoom meetings work and what is expected of Attendees. All Attendees will be able to hear and/or see the Town Board meeting. Attendees will be muted until the Mayor takes Attendee comments. Attendees wanting to comment must click on the "Raised Hand" tab at the bottom of the screen, or callers will have to enter *9. The Mayor will acknowledge which Attendee is to speak (by name or phone number) and the meeting host will allow them to speak. The meeting host will unmute the Attendee (or notify the Attendee if they need to unmute themselves by entering *6). The Attendee shall first provide their name and address before they begin their comments. Failure to follow directions or maintain meeting decorum will result in the muting of your connection. The work session will not be recorded; the recording will commence at the beginning of the regular Town Board meeting.

IGNACIO TOWN BOARD WORK SESSION AGENDA - Monday, November 16, 2020 – 5:30 PM

The purpose of the work session is so the Board and Staff can discuss the 2021 Draft Budget and to direct staff to make desired changes. Immediately following the Work Session, the Mayor will call the Town Board Meeting to order.

IGNACIO TOWN BOARD MEETING AGENDA - Monday, November 16, 2020 – 6:30 PM

I. **CALL REGULAR MEETING TO ORDER:** Moment of Silence, Moment of Gratitude, Reflection of Hope

II. **ROLL CALL**

III. **PUBLIC COMMENTS:** *The Town Board values public comment and allows this time for citizens to voice their thoughts and concerns. The Mayor will open the comment period and prior to addressing the Board, state your name and address and limit your comments to five (5) minutes. Meeting decorum will be maintained and failure to maintain composure and respect will result in the closure of your comment period. The Town Board and/or staff may respond to your comments or take your comments under advisement. Please do not comment on items listed on the Agenda as opportunity will be given to comment during these discussions. Thank you.*

IV. **CONSENT AGENDA**
- A. Regular Town Board Meeting Minutes from October 12, 2020
- B. Financial Records – October Check Register and Budget to Actual Reports
- C. Sidekick Liquor License Renewal Application
- D. Pinon Liquors Liquor License Renewal Application

V. **UNFINISHED BUSINESS**
- A. Ordinance 344 – Modifying Chapter IX, Section 9-1 of the Town of Ignacio Municipal Code Regarding Business Licensing

VI. **NEW BUSINESS**
- A. La Plata Economic Development Alliance – Funding Request for Buy Local Campaign by Emily Meisner
- B. Update on Broadband Plan – Diane Kruse
- C. Update and Direction on Rock Creek Housing Plan
- D. COVID-19 Update

VII. **STAFF REPORTS**
- A. Police Department
- B. Public Works
- C. Town Clerk/Treasurer
- D. Town Manager
- E. Town Attorney

VIII. **TRUSTEE REPORTS**

IX. **ADJOURNMENT**

	GENERAL FUND REVENUES						
			2019 Actual	**2020 Budget**	**2020 Estimates**	**2021 Budget**	**Notes**
	Fund #100						
	GENERAL GOVERNMENT REVENUES						
	Taxes / Unrestricted County-State:						
	100.331100	Property Tax	33,192	35,558	35,558	35,558	1
	100.331120	Tribe Pmt in Lieu of Taxes	416	-	450	450	1
	100.331200	Specific Ownership Tax	3,584	3,000	2,903	3,000	1
	100.331310	Town Sales Tax	347,871	330,000	429,335	330,000	2
	100.331330	County Sales Tax	874,153	820,000	930,950	820,000	3
	100.331420	Cigarette Tax	1,692	1,800	1,341	1,800	
	100.331510	CO HUTF Highway Users	31,576	25,478	20,000	22,857	
	100.331520	LP Co Motor Vehicle License	3,946	3,000	4,911	5,000	
	100.331530	LP County Road & Bridge	2,964	3,000	3,000	3,000	
	100.331810	Severance Tax	21,911	12,000	14,162	12,000	
	100.331820	Franchise Tax	1,182	500	437	500	
	100.331830	Co Fed Mineral Dist. Tax	7,045	10,000	8,010	10,000	
		Total Taxes/Unrestricted County-State:	**1,329,534**	**1,244,336**	**1,451,057**	**1,244,165**	
	Licenses & Permits:						
	100.332100	Business License Fee	2,400	2,200	1,200	2,200	
	100.332110	Liquor License Fee	1,870	1,700	1,750	1,700	
	100.332210	Building Permit Fee	4,210	3,000	4,636	3,000	
	100.332250	Vendor Permit Fee	195	200	75	200	
	100.332260	Animal License Fee	780	300	300	300	
	100.332270	Business Service License	2,805	2,250	2,250	2,250	
	100.332275	Excavation Permit Fee		50	35	50	
	100.332275	Other Permit Fee		100	-	100	
		Total Licenses and Permits:	**12,260**	**9,800**	**10,246**	**9,800**	
	Grants / Restricted Funds:						
	100.333158	HIDTA	90,336	93,000	89,515	93,000	4
	100.333159	HIDTA - OT Hrs			-		
	100.333400	LGGF Gaming Grant	126,880	138,455	138,455	46,000	5
	100.333405	DS (Drug & Seizure) Monies	4,163	5,000	-	5,000	
	100.333530	Snow Removal	1,875	2,000	2,000	2,000	6
	100.333590	DOLA Coronavirus Relief Fund			35,000		
		Total Grants / Restricted Funds:	**223,255**	**238,455**	**264,970**	**146,000**	
	Fines / Fees:						
	100.334110	Court Costs/Fines/Citations	921	1,000	7,728	1,000	
	100.334130	Plan / Zone Fees	2,175	1,500	-	1,500	
	100.334140	Reproduction Fees	75	20	85	20	
	100.334150	Other Legal Service	(10)		-		
	100.334160	NSF Fees	275	100	300	100	
	100.334170	Notary Public Fees	35	100	45	100	
	100.334240	VIN Inspections	130	150	50	150	
	100.334250	Finger Printing		-	-		
	100.334400	Residential Trash	38,796	40,000	39,624	40,000	7
	100.334401	Recycling	2,274	2,400	2,468	2,400	1
		Total for Fines / Fees:	**44,672**	**45,270**	**50,300**	**45,270**	
	Other Income:						
	100.336030	BP Dividends		-	-		
	100.336040	Equipment Sales	3,450	3,000	-		

	GENERAL FUND REVENUES						
			2019 Actual	2020 Budget	2020 Estimates	2021 Budget	Notes
	Fund #100						
	100.336050	Misc. Income	5,580	12,000	11,603	12,000	8
	100.336060	Police Department Reimbursemen	12,384	10,000	7,300	10,000	
	100.336061	Resource Officers - School Dist	30,000	120,000	63,000	126,000	9
	100.336100	Interest Income					
	100.336300	Building Space Rental	830	1,000	50	1,000	
		Total Other Income:	**52,243**	**146,000**	**81,953**	**149,000**	
	In House Transfers:						
	100.339100	Transfers In	14,219			-	10
		Total In House Transfers In:	**14,219**	**-**	**-**	**-**	
	General Fund Total Operating Revenues & Transfers		**1,676,183**	**1,683,861**	**1,858,526**	**1,594,235**	

	GENERAL FUND - ADMINISTRATION EXPENSES						
			2019 Actual	**2020 Budget**	**2020 Estimates**	**2021 Budget**	**Notes**
	Fund #100						
	Administration Expenses						
	Legislative:						
	100.411000.1150	Town Board Salaries	7,200	7,200	7,200	7,200	
	100.411000.2200	FICA	446	446	446	446	
	100.411000.2250	Medicare	105	104	104	104	
	100.411000.2500	Unemployment Insurance	22	22	22	22	
	100.411000.5800	Travel, Training, Meetings	(231)	3,000	-	3,000	
	100.411000.5810	Hosting Joint Meetings	1,591	1,500	-	1,500	
		Total Legislative:	**9,133**	**12,272**	**7,772**	**12,272**	
	Judicial:						
	100.412000.3200	Professional Service - Judge	750	3,000	250	2,500	
	100.412000.5800	Travel, Training, Meetings	190	1,000	1,000	1,000	
		Total Judicial:	**940**	**4,000**	**1,250**	**3,500**	
	Elections:						
	100.414000.1105	Election Judges	-	1,000	1,000	-	
	100.414000.4600	Election Supplies	76	1,000	853	-	
		Total Elections:	**76**	**2,000**	**1,853**	**-**	
	Administration Salaries & Benefits:						
	100.415000.1100	Salaries Manager	-	83,200	-	83,200	
	100.415000.1101	Salaries Clerk/Treasurer	53,772	57,325	56,222	55,120	
	100.415000.1102	Salaries Deputy Clerk/Treasurer	41,300	37,856	36,668	36,400	
	100.415000.1103	Salaries Admin Assist/Fin Coord	44,976	51,376	42,849	57,000	
	100.415000.1200	Overtime	-	1,893	116	1,820	11
	100.415000.2100	Health Insurance	14,847	21,012	17,000	20,183	
	100.415000.2101	Life Insurance	77	101	68	101	
	100.415000.2102	Dental Insurance	1,145	1,008	505	1,512	
	100.415000.2103	Vision Insurance	170	384	100	216	
	100.415000.2104	Aflac	154	1,608	3,733	3,600	
	100.415000.2200	FICA	8,233	14,362	9,615	14,479	
	100.415000.2250	Medicare	1,925	3,359	2,026	3,386	
	100.415000.2300	Retirement	5,256	8,919	4,802	8,736	
	100.415000.2500	Unemployment Insurance	418	689	420	695	
		Total Administration Salaries & Benefits:	**172,274**	**283,092**	**174,124**	**286,449**	
	Administration Operating:						
	100.416000.2600	Workers Compensation Ins.	31,758	37,604	42,252	38,974	12
	100.416000.2700	Insurance / PC	27,605	29,130	30,831	32,595	12
	100.416000.3000	Contract Work	113,361	10,000	100,740	10,000	13
	100.416000.3201	Legal Service - Attorney	4,459	10,000	11,000	10,000	
	100.416000.3203	Prof. Service - Audit	14,250	14,250	15,800	14,250	
	100.416000.4110	Utilities - Water	2,952	2,700	3,000	2,700	
	100.416000.4120	Utilities - Sewer	3,145	3,500	2,000	3,500	
	100.416000.4130	Utilities - Electric	4,118	8,000	7,657	8,000	
	100.416000.4150	Utilities - Gas	2,920	3,000	3,788	3,000	
	100.416000.4160	Telephone	3,440	2,000	3,458	6,000	
	100.416000.4162	Cell Phone - AT&T	6,897	5,500	5,630	5,500	
	100.416000.4164	IT Services & Maintenance	10,973	12,000	12,000	13,000	14
	100.416000.4165	Internet Line	2,886	3,000	3,237	5,000	

	GENERAL FUND - ADMINISTRATION EXPENSES						
			2019 Actual	2020 Budget	2020 Estimates	2021 Budget	Notes
	Fund #100						
	100.416000.4166	IT Equipment & Supplies	9,638	5,000	1,500	5,000	14
	100.416000.4191	Recording Fees	296	500	116	500	
	100.416000.4304	Building R & M	225	2,500	18,600	2,500	15
	100.416000.4444	Intergovernmental Payments	18,808	19,008	20,308	20,308	16
	100.416000.4950	Misc. Expense	90,361	-	3,688	-	17
	100.416000.4951	Community Christmas	-	200	200	200	
	100.416000.4952	Community Support	2,910	1,000	1,569	1,000	
	100.416000.5400	Advertising / Public Notices	465	2,000	2,000	2,500	
	100.416000.5420	Cleaning Service	3,591	3,315	4,000	4,000	
	100.416000.5430	Office Equipment L & M	1,724	1,452	2,334	1,452	
	100.416000.5440	Publication Legal Notice	1,127	500	-	-	
	100.416000.5500	Printing Services	4,600	4,000	3,973	4,000	
	100.416000.5550	Bank Service Charges	1,289	800	1,200	800	
	100.416000.5600	Office Supplies	3,035	4,000	4,672	4,000	
	100.416000.5650	Operating Supplies	3,110	4,000	2,723	4,000	
	100.416000.5800	Travel, Training, Meetings	2,348	3,000	8,674	3,000	
	100.416000.5820	Special Events	200	1,000	-	1,000	
	100.416000.6150	Postage	3,772	4,800	3,826	4,800	
	100.416000.6260	Gas, Oil, Etc.	1,261	1,500	896	1,500	
	100.416000.6450	Membership Fees / Subscriptions	7,293	8,000	8,200	8,200	18
	100.416000.6453	FSA	-	-	-		
	100.41600.9140	Transfer Out	100,000	-	85,000		19
		Total Administration Operating:	**484,816**	**207,259**	**414,872**	**221,279**	
	Community Development:						
	100.419000.1104	Building Inspect/Code Enforcem	-	15,000	4,791	7,800	20
	100.419000.1200	Overtime	-	-	-	-	
	100.419000.2100	Health Insurance	-	-		-	
	100.419000.2101	Life Insurance	-	-		-	
	100.419000.2102	Dental Insurance	-	-		-	
	100.419000.2103	Vision Insurance	-	-		-	
	100.419000.2104	Aflac	-	-		-	
	100.419000.2200	FICA	70	930	297	484	
	100.419000.2250	Medicare	16	218	69	113	
	100.419000.2300	Retirement		-		-	
	100.419000.2500	Unemployment Insurance	3	45	14	23	
	100.419000.2501	Prof. Services Planning Services	44,814	20,000	9,780	20,000	20
	100.419000.3205	Prof. Services BldgInsp/CodeEnf	1,122	-		-	
	100.419000.5650	Operating Supplies	48	500	500	500	21
	100.419000.5800	Travel, Training, Meetings	450	500	500	500	
	100.419000.6450	Membership Fees/Subscriptions		250	250	250	22
		Total Community Development:	**46,523**	**37,443**	**16,202**	**29,670**	
		Total Administration Expenses:	**713,762**	**546,066**	**616,073**	**553,171**	

	GENERAL FUND - PUBLIC SAFETY EXPENSES						
			2019 Actual	**2020 Budget**	**2020 Estimates**	**2021 Budget**	**Notes**
	Fund #100						
	Public Safety Salaries & Benefits:						
	100.420000.1106	Salaries Chief	115,760	106,725	112,753	102,627	
	100.420000.1107	Salaries Sergeant	83,358	81,598	84,032	81,598	
	100.420000.1108	Salaries Officers	288,195	313,154	322,887	313,154	23
	100.420000.1110	Resource Officer	49,137	81,089	68,238	96,845	24
	100.420000.1180	P/T Clerk	2,082	2,000	1,995	2,000	
	100.420000.1200	Overtime	46,633	39,475	37,263	49,160	25
	100.420000.2100	Health Insurance	49,124	80,076	56,002	81,900	
	100.420000.2101	Life Insurance	219	286	230	269	
	100.420000.2102	Dental Insurance	4,953	4,284	6,243	4,032	
	100.420000.2103	Vision Insurance	826	612	923	576	
	100.420000.2104	Aflac	13,486	918	13,645	9,600	
	100.420000.2130	Legal Insurance	1,860	2,000	2,984	2,500	
	100.420000.2200	FICA	129	124	123	124	
	100.420000.2250	Medicare	7,887	8,476	8,100	8,645	
	100.420000.2350	Police Pension	38,380	38,067	34,755	54,076	
	100.420000.2450	Death & Disability	16,213	16,312	15,096	17,827	
	100.420000.2500	Unemployment Insurance	1,755	1,748	1,833	1,783	
	Total Public Safety Salaries & Benefits:		**719,997**	**776,944**	**767,102**	**826,715**	
	Public Safety Operating:						
	100.421000.3415	Clinic & Hospital	270	500	-	500	
	100.421000.4306	Vehicle R & M	16,365	7,000	7,117	7,000	
	100.421000.4444	Intergovernmental Payments	16,983	16,989	19,092	16,050	26
	100.421000.4950	Misc. Expense	-	300	250	300	
	100.421000.4980	Animal Control	634	300	-	300	
	100.421000.5420	Cleaning Service	5,356	585	644	585	
	100.421000.5650	Operating Supplies	2,887	10,000	9,144	10,000	
	100.421000.5800	Travel, Training, Meetings	129	3,000	3,300	3,000	
	100.421000.6110	Uniforms	210	3,000	2,039	3,000	
	100.421000.6140	Other DS Costs	5,600	-	1,661	-	
	100.421000.6160	Dispatch (Radio) Services	-	10,000	-	10,000	
	100.421000.6230	Firearm Supplies	687	1,500	1,311	1,500	
	100.421000.6260	Gas, Oil, Etc.	16,000	17,000	13,557	17,000	
	100.421000.6450	Membership Fees/Subscriptic	4,014	4,800	4,929	4,930	27
	100.421000.6453	FSA			-		
	100.421000.8400	Contributions to Institutions	100	200	100	200	
	100.421000.9000	Capital Outlay	2,462	-		30,000	28
	100.421000.9010	Capital Outlay - Vehicles	35,317	38,000	32,000	37,000	29
	Total Public Safety Operating:		**107,013**	**113,174**	**95,144**	**141,365**	
	Total Public Safety Expenses:		**827,010**	**890,118**	**862,246**	**968,080**	

	GENERAL FUND PUBLIC WORKS - PARKS EXPENSES						
	Fund #100		**2019 Actual**	**2020 Budget**	**2020 Estimates**	**2021 Budget**	**Notes**
	Public Works Salaries & Benefits:						
	100.430000.1109	Salaries Public Works Director	52,967	54,558	63,190	54,600	
	100.430000.1111	Salaries Foreman	49,442	48,672	28,578	-	
	100.430000.1112	Salaries Maintenance Worker I	92,182	102,586	93,000	68,557	
	100.430000.1113	Salaries Maintenance Worker II		-	20,277	38,438	
	100.430000.1200	Overtime	3,910	7,563	4,000	3,428	30
	100.430000.2100	Health Insurance	35,494	42,324	33,530	29,941	
	100.430000.2101	Life Insurance	151	168	168	134	
	100.430000.2102	Dental Insurance	2,786	2,016	2,016	2,016	
	100.430000.2103	Vision Insurance	392	288	288	288	
	100.430000.2104	Aflac	1,672	1,200	3,649	1,200	
	100.430000.2200	FICA	11,650	12,761	11,954	7,636	
	100.430000.2250	Medicare	2,725	2,984	2,796	1,786	
	100.430000.2300	Retirement	9,138	10,291	9,264	6,158	
	100.430000.2500	Unemployment Insurance	595	617	600	369	
		Total Public Works Salaries & Benefits:	**263,104**	**286,028**	**273,310**	**214,551**	
	Public Works Operating:						
	100.431000.3000	Contract Work	19,918	7,500	6,925	7,500	31
	100.431000.3415	Clinic & Hospital	505	500	632	500	
	100.431000.3910	Residential Trash	28,488	32,000	31,558	32,000	32
	100.431000.3911	Recycle	1,931	2,000	2,144	2,000	
	100.431000.4130	Utilities			300	300	
	100.431000.4225	Rental Equipment / Supplies	65	1,000	200	1,000	
	100.431000.4300	Equipment R & M	672	8,000	5,600	8,000	
	100.431000.4306	Vehicle R & M	3,244	5,000	3,520	5,000	
	100.431000.4308	Bldg. & Prop. R & M	5,130	500	645	500	
	100.431000.4309	Mosquito Control	982	9,010	9,280	9,560	
	100.431000.4313	Street Repairs	8,500	50,000	36,492	50,000	33
	100.431000.4316	Street Lights - Electric	32,685	20,000	16,028	20,000	
	100.431000.4318	Street Signs	14,524	2,000	2,500	2,000	
	100.431000.4365	Seasonal Decorations	856	500	200	500	
	100.431000.4950	Misc. Expense	980	-	2,400	-	
	100.431000.5800	Travel, Training, Meetings	0	500	400	500	
	100.431000.6000	Debt Payment	1,901	-		-	34
	100.431000.6003	R & M Supplies	3,130	4,000	3,000	4,000	
	100.431000.6004	Tools	596	500	1,100	500	
	100.431000.6110	Uniforms	2,613	3,000	2,050	3,000	
	100.431000.6260	Gas, Oil, Etc.	3,982	5,000	5,283	5,000	
	100.431000.7450	Small Equip/Vehicle Purchases		-			
		Total Public Works Operating:	**130,703**	**151,010**	**130,257**	**151,860**	
	Parks Expenses:						
	100.452000.1114	Salaries Seasonal Worker	-	-		15,080	
	100.452000.1200	Overtime	-				
	100.452000.2200	FICA	-	-		935	
	100.452000.2250	Medicare	-	-		219	
	100.452000.2500	Unemployment Insurance	-	-		45	
	100.452000.6003	R & M Supplies	638	1,000	400	400	
	100.452000.7110	Grounds Improvements	5		171		35

	GENERAL FUND PUBLIC WORKS - PARKS EXPENSES						
	Fund #100		**2019 Actual**	**2020 Budget**	**2020 Estimates**	**2021 Budget**	**Notes**
	100.452000.7180	Trails	-				
		Total Parks Operating:	**643**	**1,000**	**571**	**16,679**	
	Total Public Works and Parks Expenses:		**394,450**	**438,038**	**404,138**	**383,090**	

GENERAL FUND TOTALS				
	2019 Actual	**2020 Budget**	**2020 Estimate**	**2021 Budget**
Fund #100				
BEGINNING FUND BALANCES	**869,234**	**936,686**	**946,154**	**1,165,855**
Total General Fund Revenues & Transfers In:	1,676,183	1,683,861	1,858,526	1,594,235
Administration Expenses	713,762	546,066	616,073	553,171
Public Safety Expenses	827,010	890,118	862,246	968,080
Public Works and Parks Expenses	394,450	438,038	404,138	383,090
Total General Fund Expenses & Transfers Out:	1,935,222	1,874,222	1,882,457	1,904,341
Enterprise Salary & Benefit Allocation	293,050	309,242	217,537	309,242
Enterprise General Services Allocation	42,909	41,447	26,096	41,447
Total General Fund Net Revenues:	76,920	160,328	219,702	40,583
ENDING FUND BALANCE	**946,154**	**1,097,014**	**1,165,855**	**1,206,439**
TABOR Reserve (3% of Expenditures)	58,057	56,227	56,474	57,130
Unallocated Operating Reserve	888,097	1,040,787	1,109,382	1,149,309
TOTAL ENDING FUND BALANCE	**946,154**	**1,097,014**	**1,165,855**	**1,206,439**

	WATER FUND						
			2019 Actual	**2020 Budget**	**2020 Estimates**	**2021 Budget**	**Notes**
	Fund #610						
	REVENUES						
	Fines / Fees / Utilities:						
	610.334120	Late Fees	10,371	10,000	2,080	5,000	
	610.334419	Reconnect Fees	3,200	2,500	800	1,500	
	610.334420	Metered Water Sales	191,225	340,000	243,286	300,000	
	610.334430	Tap Fees	9,242	7,600	-	7,600	
	610.334440	Ready to Serve Fees	8,275	8,000	7,680	8,000	
	610.334495	Special Meter Read			-		
	610.333449	Infrustructure DOLA Grant	269,184		-		36
		Total Fines / Fees / Utilities:	**491,497**	**368,100**	**253,846**	**322,100**	
	Other Income:						
	610.336100	Interest Income					
		Total Other Income:	**-**	**-**	**-**	**-**	
	In House Transfers:						
		Transfers In from Capital Improv. Fund		25,000	25,000		37
		Transfers In from General Fund	50,000				37
	610.339100	Transfers In from Gas Fund	105,000	42,000	42,000		37
		Total In House Transfers:	**155,000**	**67,000**	**67,000**	**-**	
		Total Water Revenue	**646,497**	**435,100**	**320,846**	**322,100**	
	EXPENSES						
	Water Operations:						
	610.610416.3000	Contract	5,941	2,500	10,550	2,500	
	610.610416.3204	Prof. Service - Engineer	-	25,000	1,709	25,000	37
	610.610416.5800	Training, Travel & Meetings	243	500	450	500	
	610.610416.5901	Enterprise Salary & Benefit Allocation	77,085	91,705	91,705	91,705	
	610.610416.5902	Enterprise General Services Allocatior	15,994	15,351	15,351	15,351	
	610.610416.6000	Debt Payment	-	-		-	38
	610.610416.6003	R & M Supplies	1,384	1,500	100	1,500	
	610.610416.6004	Tools	-	500	100	500	
	610.610416.6025	Water Tests	2,559	3,000	2,000	3,000	
	610.610416.6100	Purchased Water	125,199	220,000	150,000	180,000	39
	610.610416.6450	Membership Fees/Subscriptions	275	275	565	275	
	610.610416.7450	Small Equipment Purchases	374	-			
	610.610416.9000	Capital Outlay	409,334	84,000			40
		Total Water Operations:	**638,388**	**444,331**	**272,530**	**320,331**	
		Total Water Expenses	**638,388**	**444,331**	**272,530**	**320,331**	
		Water Fund Beginning Fund Balance	**6,150**	**69,377**	**14,259**	**62,575**	
		Revenues	646,497	435,100	320,846	322,100	
		Expenses	638,388	444,331	272,530	320,331	
		Water Fund Subtotal	**14,259**	**60,146**	**62,575**	**64,344**	

	SEWER FUND						
			2019 Actual	**2020 Budget**	**2020 Estimates**	**2021 Budget**	**Notes**
	Fund #630						
	REVENUES						
	Fines / Fees / Utilities:						
	630.334430	Tap Fees	2,850	2,500		2,500	
	630.334460	Sewage Collection	508,900	550,000	442,000	550,000	
		Total Fines / Fees / Utilities:	**511,750**	**552,500**	**442,000**	**552,500**	
	Other Income:						
	630.336100	Interest Income					
		Total Other Income:	**-**	**-**	**-**	**-**	
	In House Transfers:						
		Transfers In Capital Improv. Fund		25,000			
		Transfers In General Fund	50,000		50,000		
	630.339100	Transfers In Gas Fund	275,000				41
		Total In House Transfers:	**325,000**	**25,000**	**50,000**	**-**	
		Total Sewer Operating Revenue	**836,750**	**577,500**	**492,000**	**552,500**	
	EXPENSES						
	Sewer Operations:						
	630.630416.3204	Prof. Service - Engineer/Filming	28,951	27,000		25,000	
	630.630416.5800	Travel, Training, Meetings	43	500		500	
	630.630416.5901	Enterprise Salary & Benefit Alloc	87,222	91,705	20,000	63,261	
	630.630416.5902	Enterprise General Services Allo	7,997	7,675	1,870	7,675	
	630.630416.6000	Debt Payment	297,193	-		-	42
	630.630416.6003	R & M Supplies	411	2,000		2,000	
	630.630416.6004	Tools	-	500		500	
	630.630416.6240	SUIT - Treatment	445,636	453,564	452,523	453,564	43
	630.630416.7450	Small Equipment Purchases		-			
		Total Sewer Operations	**867,453**	**582,944**	**474,393**	**552,500**	
		Total Sewer Fund Expense:	**867,453**	**582,944**	**474,393**	**552,500**	
		Sewer Fund Beginning Fund Balance	**13,096**	**28,335**	**(17,607)**	**0**	
		Revenues	836,750	577,500	492,000	552,500	
		Expenses	867,453	582,944	474,393	552,500	
		Sewer Fund Subtotal	**(17,607)**	**22,891**	**0**	**0**	

	GAS FUND						
			2019 Actual	**2020 Budget**	**2020 Estimates**	**2021 Budget**	**Notes**
	Fund #620						
	REVENUES						
	Grants / Restricted Funds						
	Total Grants / Restricted Funds:		**-**	**-**	**-**	**-**	
	Fines / Fees / Utilities:						
	620.334412	Gas Residential	283,429	150,000	150,000	150,000	
	620.334413	Gas Commercial	188,586	100,000	100,000	100,000	
	620.334415	Gas Stand-By Fees	4,941	3,500	5,000	5,000	
	620.334430	Tap Fees	7,574		-		
	620.334470	Gas Taxes	22,693	10,000	10,000	10,000	
	Total Fines / Fees / Utilities:		**507,222**	**263,500**	**265,000**	**265,000**	
	Other Income:						
	620.336100	Interest Income	1		-	-	
		Total Other Income:	**1**	**-**	**-**	**-**	
		Total Gas Fund Revenue	**507,223**	**263,500**	**265,000**	**265,000**	
	EXPENSES						
	Gas Fund Operations:						
	620.620416.3000	Contract Work	190	1,000	850	1,000	
	620.620416.3204	Prof. Service - Engineer	-				
	620.620416.3410	CDOT Physicals, Drug Test	-	500		500	
	620.620416.4300	Equipment R & M		1,000		1,000	
	620.620416.4306	Vehicle R & M		500		500	
	620.620416.4950	Misc Expense	62	500		500	
	620.620416.5800	Travel, Training, Meetings	1,457	1,500		1,500	
	620.620416.5901	Enterprise Salary & Benefit A	87,222	91,705	91,705	91,705	
	620.620416.5902	Enterprise General Services	15,994	15,351	15,351	15,351	
	620.620416.6003	R & M Supplies	285	2,000	2,122	2,000	
	620.620416.6004	Tools	-		56		
	620.620416.6210	Natural Gas Purchases	106,805	115,000	115,000	115,000	44
	620.620416.6220	Gas Sales Tax	20,639	10,000	10,000	10,000	
	620.620416.6250	Energy Outreach Colorado	1,344	2,000	1,500	1,500	45
	620.620416.6260	Gas, Oil, Etc.	1,396	2,000	1,000	2,000	
	620.620416.6450	Membership Fees / Subscri	81	200	100	200	
	620.620416.8400	Contribution					
	620.620416.9000	Capital Outlay - Gas Line					46
	620.620416.9010	Capital Outlay - Vehicle					
	620.620416.9140	Transfer Out	400,000	42,000	42,000		47
	Total Gas Fund Operations:		**635,475**	**285,256**	**279,684**	**242,756**	
	Total Gas Fund Expenses & Transfers		**635,475**	**285,256**	**279,684**	**242,756**	
	Gas Fund Beginning Fund Balance		**206,572**	**102,141**	**78,320**	**63,636**	
		Revenues	507,223	263,500	265,000	265,000	
		Expenses	635,475	285,256	279,684	242,756	
		Gas Fund Subtotal	**78,320**	**80,385**	**63,636**	**85,880**	

	IRRIGATION FUND						
			2019 Actual	**2020 Budget**	**2020 Estimates**	**2021 Budget**	**Notes**
	Fund #640						
	REVENUES						
	Fines / Fees / Utilities:						
	640.334430	Tap Fees	711	500	240	500	
	640.334480	Irrigation Water Charges	30,920	50,000	40,000	40,000	
	640.334481	Irrig. Infrast. Impr. Proj. Grant Funds	4,875				48
		Total Fines / Fees / Utilities:	**36,506**	**50,500**	**40,240**	**40,500**	
	Other Income:						
	640.336100	Interest Income			-	-	
		Total Other Income:	**-**	**-**	**-**	**-**	
	In House Transfers:						
	640.339100	Transfer In	100,000				49
		Total In House Transfers:	**100,000**	**-**	**-**	**-**	
		Total Irrigation Fund Revenue	**136,506**	**50,500**	**40,240**	**40,500**	
	EXPENSES						
	Irrigation Operations:						
	640.640416.3000	Contract Work	1,150	1,000		1,000	
	640.640416.3204	Prof. Service - Engineer	2,751	500		500	
	640.640416.4315	BIA Water Rights		3,000	2,814	3,000	50
	640.640416.5400	Advertising/Public Notices					
	640.640416.5901	Enterprise Salary & Benefit Allocation	31,383	34,127	34,127	34,127	
	640.640416.5902	Enterprise General Services Allocation	2,924	3,070	3,070	3,070	
	640.640416.6000	Debt Payment		-		-	51
	640.640416.6003	R & M Supplies	2,114	3,000	1,500	3,000	
	640.640416.9000	Capital Outlay - Infrast. Impr. Proj.	113,718	5,000			52
		Total Irrigation Operations:	**154,040**	**49,697**	**41,511**	**44,697**	
		Total Irrigation Fund Expenses	**154,040**	**49,697**	**41,511**	**44,697**	
		Irrigation Fund Beginning Fund Balance	**29,355**	**5,690**	**11,821**	**10,550**	
		Revenues	136,506	50,500	40,240	40,500	
		Expenses	154,040	49,697	41,511	44,697	
		Irrigation Fund Subtotal	**11,821**	**6,493**	**10,550**	**6,353**	

	CONSERVATION TRUST FUND						
			2019 Actual	**2020 Budget**	**2020 Estimates**	**2021 Budget**	**Notes**
	Fund #400						
	REVENUES						
	Grants / Restricted Funds:						
	400.333100	GOCO Grant		20,000		72,000	53
	400.333580	Lottery Funds	8,306		6,500	7,200	
		Total Grants / Restricted Funds:	**8,306**	**20,000**	**6,500**	**79,200**	
	Other Income:						
	400.336100	Interest Income			-	-	
		Total Other Income:	**-**	**-**	**-**	**-**	
		Total Conservation Trust Fund Revenue	**8,306**	**20,000**	**6,500**	**79,200**	
	EXPENSES						
	Conservation Trust:						
	400.700452.9000	GOCO Grant Expenditure	-	40,000		120,000	53
		Total Conservation Trust Fund Expenses	**-**	**40,000**	**-**	**120,000**	
	Conservation Trust Fund Beginning Fund Balance		**53,390**	**54,631**	**61,696**	**68,196**	
		Revenues	8,306	20,000	6,500	79,200	
		Expenses	-	40,000	-	120,000	
	Conservation Trust Fund Ending Fund Balance		**61,696**	**34,631**	**68,196**	**27,396**	

	CAPITAL IMPROVEMENT FUND						
			2019 Actual	**2020 Budget**	**2020 Estimates**	**2021 Budget**	**Notes**
	Fund #300						
	REVENUES						
	Grants / Restricted Funds						
	300.333415	Sales Tax Revenue	174,887	165,000	218,789	165,000	54
		ISD Contribution				110,000	
		CDOT Contribution				528,000	
		Total Grants / Restricted Funds:	**174,887**	**165,000**	**218,789**	**803,000**	
	Other Income:						
	300.336100	Interest Income			-	-	
		Total Other Income:	**-**	**-**	**-**	**-**	
	In House Transfers:						
	300.339100	Transfer In Utility Funds					
		Total In House Transfers:	**-**	**-**	**-**	**-**	
		Total Capital Fund Revenues	**174,887**	**165,000**	**218,789**	**803,000**	
	EXPENSES						
	Capital Improvement:						
	300.930000.3204	Prof. Service - Engineer				10,000	
	300.930000.6454	CIP Transfer Out	100,000	50,000			55
	300.930000.9202	Goddard/Becker Crosswalk Pro	11,654	150,000	85,000	750,000	56
	300.930000.9230	Prof. Service on Cap Projects					
		Total Capital Improvement Expenses	**111,654**	**200,000**	**85,000**	**760,000**	
	Capital Improvement Fund Beginning Fund Balance		**120,749**	**182,138**	**183,982**	**317,771**	
		Revenues	174,887	165,000	218,789	803,000	
		Expenses	111,654	200,000	85,000	760,000	
		ENDING FUND BALANCE	**183,982**	**147,138**	**317,771**	**360,771**	
		Restricted Operating Reserve	*183,982*	*147,138*	*317,771*	*360,771*	
	Capital Improvement Fund Ending Fund Balance		**183,982**	**147,138**	**317,771**	**360,771**	

	ECONOMIC DEVELOPMENT FUND						
			2019 Actual	**2020 Budget**	**2020 Estimates**	**2021 Budget**	**Notes**
	Fund #500						
	REVENUES						
	Grants / Restricted Funds:						
	500.333851	DOLA Land Use Code Update	23,604	-	-	-	
	500.333851	DOLA Broadband Grant		25,000	25,000	-	
	500.333851	DOLA Housing Study Grant		25,000	25,000		58
		Total Grants / Restricted Funds:	**23,604**	**50,000**	**50,000**	**-**	
	Other Income:						
	500.336100	Interest Income	1	10			
		Total Other Income:	**1**	**10**	**-**	**-**	
	In House Transfers:						
	500.339100	Transfers In					59
		Total In House Transfers:	**-**	**-**	**-**	**-**	
	Total Economic Development Fund Revenues		**23,605**	**50,010**	**50,000**	**-**	
	EXPENSES						
	500.500463.3207	Planning Grants	44,595	100,000	100,000		60
		Total	**44,595**	**100,000**	**100,000**	**-**	
	Total Economic Development Fund Expenses		**44,595**	**100,000**	**100,000**	**-**	
Economic Development Fund Beginning Fund Balance			**131,653**	**105,259**	**110,663**	**60,663**	
		Revenues	23,605	50,010	50,000	-	
		Expenses	44,595	100,000	100,000	-	
		ENDING FUND BALANCE	**110,663**	**55,269**	**60,663**	**60,663**	
			-			-	
Economic Development Fund Ending Fund Balance			**110,663**	**55,269**	**60,663**	**60,663**	

2021 FUND SUMMARY

	Estimated Beginning Fund Balance	2021 REVENUES	2021 EXPENSES	Estimated Ending Fund Balance
Fund				
General	1,165,855	1,594,235	1,904,341	855,750
Capital Improvement	317,771	803,000	760,000	360,771
Conservation Trust	68,196	79,200	120,000	27,396
Economic Development	60,663	-	-	60,663
Total Governmental Funds	**1,612,485**	**2,476,435**	**2,784,341**	**1,304,579**
Enterprise				
Water	62,575	322,100	320,331	64,344
Sewer	0	552,500	552,500	0
Gas	63,636	265,000	242,756	85,880
Irrigation	10,550	40,500	44,697	6,353
Total Enterprise Funds	**136,761**	**1,180,100**	**1,160,284**	**156,577**
Total All Funds	**1,749,245**	**3,656,535**	**3,944,625**	**1,461,155**

Note #	BUDGET NOTES
1	2019 mill levy was 3.977. 2019 gross total taxable assessed valuation is $8,508,170 and 2020 mill levy is 4.197. 2021…
2	Town Sales Tax rate is 2%.
3	Town receives 3.55% of the 2% County-wide Sales Tax.
4	Grant Funding for two (2) full-time officer salaries, benefits and overtime hours.
5	Limited Impact Gaming Grant.
6	Snow removal compensation from CDOT and Library.
7	Trash billing and recyling billing revenue.
8	Municipal Code Grant
9	Reimbursement from Ignacio School District for Resource Officer
10	All Impact Fees ($14,219) were expended in 2019 and Impact Fees have been repealed.
11	Overtime calculated at 5% of Deputy Clerk's Salary.
12	CIRSA WC, Property & Casuality Insurance for Town and Enterprise Funds.
13	Contract Manager and other contract expenses.
14	IT for Town, Public Safety, Public Works and Enterprise Funds.
15	Town Hall flooring replacement 15,638 (budgeted 10K in 2019 but project completed in 2020.)
16	2019: SOCO $15,000, Axis & Comm. Conn. $1000 each, Homesfund $1808; 2020: SOCO $15,000, Axis $1000, Comm. Connections $1200 & Homesfund $1808; 2021: SOCO $15,000, Axis $1000, Comm. Connections $2500 & Homesfund $1808
17	2019 includes Cedar Street property acquistion ($89,770.)
18	CML, R9, SWCCOG, La Plata Economic Alliance, Chamber, CMCA, Durango Herald, Fort Lewis CSBDC, CGFOA, Amazon.
19	2019 Transfers ($50,000 each) to Water and Sewer Funds for Fund Balance support; 2020 reimbursed coronavirus expenses
20	2019: $48,000 Municipal Code update, Contract Building Inspector; 2020: Contract Planner and Building Inspector/Code Enforcement Officer.
21	Census materials.
22	Colorado/International Code Council Membership
23	Salaries for 5 Full-time Officers with one position funded through HIDTA.
24	Two Resource Officer for Ignacio School District.
25	Overtime is calculated at 10% of Officer-only salaries.
26	2019, 2020: Axis $7189 (IGA detox) and Youth Services Contributions $9800, 2021: 5250 IGA Detox & Youth Serv 10800.
27	RMS eForce, CCNC, Wolfcom, Lexipol, CPPA, and Colorado Association of Chiefs (CACP.)
28	2019: IPD Supplies, 2021: Radios for PS
29	New car purchase and car camera: 2020 budgeted for; 2021 needs board approval
30	Overtime is calculated at 5% of salaries except Director who is exempt.
31	Tree Trimming and Jetting/Roding services.
32	Trash hauling fees charged to the Town.
33	Street paving/patching, crack sealing, etc.
34	No debt at this time.
35	Impact Fees tranferred for park improvements ($4077) in 2019.
36	2019: EIAF grant funds for water infrastructure project.
37	2019: Transfer In from General Fund for Fund Balance support; Transfer in from Gas Fund for remaining matching grant funds for EIAF Grant; 2020: CI transfer in for Water Feasibility Study; Gas transfer in for water meter replacement.
38	No debt at this time.
39	Purchased water expense from SUUD with new water rates in October 2019.
40	Water infrastructure project and meter register replacement. Total project budget is $444,500. 2020: $42,000 water meter replacement
41	2019: Transfer in from General Fund for Fund Balance support and transfer in from Gas Fund for Sewer Loan debt payment in full.
42	Sewer Revenue Bond payment in full. No debt at this time.
43	Wastewater treatment cost from SUUD with new rate structure in October 2019.
44	Natural gas purchased from SUUD.
45	Energy Outreach contributions for low income customer gas bill payment assistance.
46	No Capital Outlay at this time.
47	2019: $110,000 to Water Fund for infrastructure project. 2020: $42,000 water meter replacement
48	2019: Irrig infrastructure project grant proceeds of $48,750 (each) from SW Water Conservation District and CWCB.
49	2019: Transfer in from Capital Improvement Fund ($100,000) for infrastructure project.
50	Raw water irrigation charge from the BIA.
51	No debt at this time.
52	Irrigation infrastructure improvement project expenses. Project was over-budget.
53	2021: GOCO Planning Grant for Ben Nighthorse Campbell Park (60/40% Funding/Match.)

54	Sales Tax Rev of 1% restricted for Cap Improv. Collections began 7/18. 2021 Contributions: 110K ISD, 528K CDOT.
55	Transfer Out to Irrigation Fund for Infrastructure Improvement Project (2018/2019); 2020 Transfers out for water and sewer facility studies ($25,000 each).
56	Becker/Goddard Street intersection project expenses.
57	2019: Tranfer Public Safety and Streets Impact Fees to General Fund. 2020: Transfer Parks Impact Fees.
58	2019: DOLA Land Use Code Update, 2020: DOLA Broadband and Rock Creek Grants $25K each
59	No Transfers In at this time.
60	2019: DOLA Planning Grants for Land Use Code Update. 2020: Rock Creek and Broadband Planning Projects.

TOWN OF IGNACIO

FEE SCHEDULE

After Hours Call-Out	$100.00/hour (1-hour minimum)
Banner Permit Fee	$50.00 (hanging and removal)
Business License:	$30.00 for 2 FT employees / $5.00 each additional
2 part time employees = 1 full time employee. Annual Renewal by December 31. For businesses with a physical location within Town Limits.	
Business Service License:	$50.00 per year
For businesses with no physical location within Town Limits but that provide services to Town residents. License will be valid for one year from date of initial application.	
Cable Television	Initial fee $1,000.00
Annual renewal not to exceed 5% of gross subscription receipts	
Community Room Use	$20.00 for 4 hours / $25.00 over 4 hours Recommend $30.00 per hour / $200.00 per day Plus $100 sanitizing fee
Copies	$0.10/black & white, $0.25/color
Court Costs	$30.00
Deferred Sentence Fee	$25.00
Dog License Fixed: Annual Renewal by December 31	$10.00
Dog License Unfixed/Intact: Annual Renewal by December 31	$15.00
Fax Machine	$1.00/fax
Late Fee	$10.00/utility account
Liquor License Application New	$575.00 to Town of Ignacio plus $1,550.00 to State Recommend increasing to $750.00; limit is $1,000
Liquor License Occupational Tax (Hotel/Restaurant/Tavern)	$250.00
Liquor License Occupational Tax (Retail Store)	$150.00
Liquor License Premise Modification Fee	$50.00
Liquor License Renewal (Hotel/Restaurant/Tavern)	$75.00 + license fee & appropriate occupational tax
Liquor License Renewal (Retail Store)	$22.50 + license fee & appropriate occupational tax
Local Liquor License Fee	$75.00
Liquor Special Event Permit (alcohol by the drink)	$100.00 – must be non-profit organization
Liquor Tastings Application	$100.00 initial application; $50.00 annual renewal
Notary Public/Witness	$5.00
NSF Fee	$35.00
Park Restroom Key Fee	$20.00
Parking Tickets	$25.00
Pawn Broker License	$50.00, must be bonded for $5,000.00
Police Reports	$5.00 + $0.25/page, if more than 10 pages
Public Record Copy Fee	$0.25/page + time, $25.00 per audio recording
Public Record Research Fee	$25.00/hour (Recommend $30/hour; limit is $33.58/hour)
Reconnect Fee (10th of each month)	$50.00/utility account
Reconnect after Hours/Holidays/Weekends	$100.00/utility account
Service of papers	$50.00
Special Meter Reading (Out-of-Cycle)	$25.00
Vendor Permit	$5.00/day $20/week $40/month $75/year
VIN Inspections	$10.00
Yard Clean up Fee	$75.00/hour + $150/hour equipment fee

DRAFT

TOWN OF IGNACIO
Check Register for Checking
For the Accounting Period: 10/20

Claim Checks

Check #	Type	Vendor #/Name	Check Amount	Date Issued	Period Redeemed	Claim #	Claim Amount
-99175	E	893 AT&T	467.62	09/29/20	10/20		
						CL 13591	467.62
-99173	E	845 HOME DEPOT CREDIT SERVICES	162.70	10/20/20	10/20		
						CL 13611	162.70
-99172	E	143 STATE OF COLORADO-SALES TAX	707.68	10/20/20	10/20		
						CL 13620	707.68
-99171	E	974 LA PLATA ELECTRIC ASSN INC	2236.24	10/20/20	10/20		
						CL 13621	2236.24
5025 *	S	53 AUTO PARTS INC	6.99	10/05/20	_____		
						CL 13596	6.99
5026	S	1167 Badger Daylighting Corp.	2000.25	10/05/20	_____		
						CL 13598	2000.25
5027	S	91 BRENNAN OIL COMPANY	109.01	10/05/20	_____		
						CL 13599	109.01
5028	S	999999 BRIAN BEGAY	622.43	10/05/20	_____		
						CL 13606	622.43
5029	S	921 CASCADE WATER	20.97	10/05/20	_____		
						CL 13593	20.97
5030	S	121 CIRSA	7282.43	10/05/20	_____		
						CL 13602	7282.43
5031	S	976 CIRSA WC	9401.00	10/05/20	_____		
						CL 13601	9401.00
5032	S	237 ENERGY OUTREACH COLORADO	671.25	10/05/20	_____		
						CL 13595	671.25
5033	S	279 GREEN ANALYTICAL LABORATORIES	510.00	10/05/20	_____		
						CL 13603	510.00
5034	S	1136 IGNACIO WELDING CLUB	200.00	10/05/20	_____		
						CL 13597	200.00
5035	S	894 KRISTIN ROEHRS	625.00	10/05/20	_____		
						CL 13605	625.00
5036	S	1087 MARK GARCIA - GOV-PLUS LLC	13800.00	10/05/20	_____		
						CL 13608	13800.00
5037	S	1178 Sagebrush Limited	4750.00	10/05/20	_____		
						CL 13592	4750.00
5038	S	650 TOWN OF IGNACIO	533.33	10/05/20	_____		
						CL 13604	533.33
5039	S	675 UTILITY NOTIFICATION CENTER OF CO	29.80	10/05/20	_____		
						CL 13600	29.80
5040	S	920 VANDEGRIFT DIESEL	444.90	10/05/20	_____		
						CL 13594	444.90
5041	S	695 WCA WASTE CORP	2668.76	10/05/20	_____		
						CL 13607	2668.76
5048 *	S	921 CASCADE WATER	19.39	10/20/20	_____		
						CL 13619	19.39
5049	S	1131 CROSSFIRE AGGREGATE SERVICES LLC	78.90	10/20/20	_____		
						CL 13626	78.90
5050	S	971 FASTTRACK COMMUNICATIONS INC	254.04	10/20/20	_____		
						CL 13618	254.04

Claim Checks

Check #	Type	Vendor #/Name	Check Amount	Date Issued	Period Redeemed	Claim #	Claim Amount
5051	S	278 GRAND JUNCTION PIPE & SUPPLY #1116	402.00	10/20/20	_____		
						CL 13612	402.00
5052	S	981 HI PERFORMANCE CARWASH LLC	86.44	10/20/20	_____		
						CL 13625	86.44
5053	S	991 HINTON BURDICK CPA & ADVISORS	4800.00	10/20/20	_____		
						CL 13609	4800.00
5054	S	1130 IMAGENET CONSULTING LLC	294.05	10/20/20	_____		
						CL 13622	294.05
5055	S	1046 LAW OFFICE OF DAVID LIBERMAN	1208.70	10/20/20	_____		
						CL 13623	1208.70
5056	S	1144 MUNRO SUPPLY	393.89	10/20/20	_____		
						CL 13624	393.89
5057	S	590 SAN JUAN BASIN HEALTH DEPARTMENT	35.00	10/20/20	_____		
						CL 13614	35.00
5058	S	1172 Short Elliott Hendrickson, Inc.	14328.36	10/20/20	_____		
						CL 13684	14328.36
5059	S	600 SOUTHERN UTE UTILITIES DIVISION	52524.42	10/20/20	_____		
						CL 13615	52524.42
5060	S	663 UNITED STATES TREASURY	293.69	10/20/20	_____		
						CL 13616	293.69
5061	S	969 USA BLUE BOOK	52.85	10/20/20	_____		
						CL 13670	52.85
5062	S	690 WACI-CI TRADING COMPANY	199.95	10/20/20	_____		
						CL 13617	199.95
5063	S	692 WALKER DO IT BEST HARDWARE	88.94	10/20/20	_____		
						CL 13685	88.94
5064	S	980 WELLS FARGO PAYMENT REMITTANCE CENTER	3621.75	10/20/20	_____		
						CL 13627	32.00
						CL 13628	39.63
						CL 13629	16.53
						CL 13630	34.40
						CL 13631	22.37
						CL 13632	30.43
						CL 13633	49.44
						CL 13634	27.88
						CL 13635	24.13
						CL 13636	23.85
						CL 13637	27.98
						CL 13638	22.39
						CL 13639	28.00
						CL 13640	31.00
						CL 13641	32.63
						CL 13642	30.20
						CL 13643	28.46
						CL 13644	10.90
						CL 13645	40.82
						CL 13646	46.73
						CL 13647	21.75
						CL 13648	34.00
						CL 13649	29.90
						CL 13650	27.50
						CL 13651	25.24

Claim Checks

Check #	Type	Vendor #/Name	Check Amount	Date Issued	Period Redeemed	Claim #	Claim Amount
						CL 13652	27.21
						CL 13653	30.32
						CL 13654	27.16
						CL 13655	22.44
						CL 13656	29.00
						CL 13657	45.00
						CL 13658	46.37
						CL 13659	10.48
						CL 13660	100.00
						CL 13661	63.96
						CL 13662	49.14
						CL 13663	73.68
						CL 13664	56.82
						CL 13665	61.98
						CL 13666	201.05
						CL 13667	77.05
						CL 13668	24.54
						CL 13669	67.90
						CL 13671	269.72
						CL 13672	21.56
						CL 13673	236.10
						CL 13674	188.81
						CL 13675	67.12
						CL 13676	107.85
						CL 13677	352.10
						CL 13678	178.27
						CL 13679	331.98
						CL 13680	100.00
						CL 13681	4.99
						CL 13682	0.99
						CL 13683	10.00

Total for Claim Checks **125932.73**
Count for Claim Checks 38

* denotes missing check number(s)

# of Checks: 38 Total: 125932.73

Fund/Account	Amount
100 GENERAL FUND	
110230	$56,077.94
500 ECONOMIC DEVELOPMENT FUND	
110230	$14,328.36
610 WATER FUND	
110230	$12,704.89
620 GAS FUND	
110230	$4,500.60
630 SEWER FUND	
110230	$37,884.15
640 IRRIGATION FUND	
110230	$436.79
Total:	**$125,932.73**

TOWN OF IGNACIO

**mark & dee prefer this way - our budget reflects this*

2019 City Sales Tax	Month	Year-To-Date		2020 City Sales Tax	331310 Month	Difference	% up/down from PYM	Year-To-Date	Difference	% up/down from PYT	
Jan	30,815.72	30,815.72	1	Jan	32,498.91	1,683.19	5.46%	32,498.91	1,683.19	5.46%	*nov*
Feb	30,438.28	61,254.00	2	Feb	30,883.13	444.85	0.73%	63,382.04	2,128.04	3.47%	
Mar	28,710.70	89,964.70	3	Mar	29,756.06	1,045.36	1.16%	93,138.10	3,173.40	3.53%	
Apr	27,522.93	117,487.63	4	Apr	29,891.22	2,368.29	2.02%	123,029.32	5,541.69	4.72%	
May	26,204.27	143,691.90	5	May	38,046.33	11,842.06	8.24%	161,075.65	17,383.75	12.10%	
June	20,846.68	164,538.58	6	Jun	37,833.96	16,987.28	10.32%	198,909.61	34,371.03	20.89%	
July	28,741.86	193,280.44	7	July	39,765.51	11,023.65	5.70%	238,675.12	45,394.68	23.49%	
Aug	29,647.83	222,928.27	8	Aug	38,659.53	9,011.70	4.04%	277,334.65	54,406.38	24.41%	
Sept	32,704.63	255,632.90	9	Sept	44,580.08	11,875.45	4.65%	321,914.73	66,281.83	25.93%	
Oct	29,752.38	285,385.28	10	Oct	38,046.92	8,294.54	2.91%	359,961.65	74,576.37	26.13%	
Nov	29,400.34	314,785.62	11	Nov	37,617.48	8,217.14	2.61%	397,579.13	82,793.51	26.30%	
Dec	31,591.63	346,377.25	12	Dec		-31,591.63	-9.12%	397,579.13	51,201.88	14.78%	
2019 City Total	**346,377.25**		**2020 City Total**		**397,579.13**					15.93%	
			2020 BUDGET					330,000.00			

2019 County Sales Tax	Month	Year-To-Date		2020 County Sales Tax	331330 Month	Difference	% up/down from PYM	Year-To-Date	Difference	% up/down from PYT
Jan	62,622.00	62,622.00	1	Jan	74,268.00	11,646.00	18.60%	74,268.00	11,646.00	18.60%
Feb	74,066.00	136,688.00	2	Feb	83,760.00	9,694.00	7.09%	158,028.00	21,340.00	15.61%
Mar	61,061.00	197,749.00	3	Mar	67,251.00	6,190.00	3.13%	225,279.00	27,530.00	13.92%
Apr	55,697.00	253,446.00	4	Apr	63,809.00	8,112.00	3.20%	289,088.00	35,642.00	14.06%
May	64,570.00	318,016.00	5	May	92,195.00	27,625.00	8.69%	381,283.00	63,267.00	19.89%
June	62,553.00	380,569.00	6	June	65,965.00	3,412.00	0.90%	447,248.00	66,679.00	17.52%
July	68,842.00	449,411.00	7	July	76,727.00	7,885.00	1.75%	523,975.00	74,564.00	16.59%
Aug	80,602.00	530,013.00	8	Aug	86,975.00	6,373.00	1.20%	610,950.00	80,937.00	15.27%
Sept	86,270.00	616,283.00	9	Sept	94,258.00	7,988.00	1.30%	705,208.00	88,925.00	14.43%
Oct	79,001.00	695,284.00	10	Oct	92,253.00	13,252.00	1.91%	797,461.00	102,177.00	14.70%
Nov	79,784.00	775,068.00	11	Nov		-79,784.00	-10.29%	797,461.00	22,393.00	2.89%
Dec	77,745.00	852,813.00	12	Dec		-77,745.00	-9.12%	797,461.00	-55,352.00	-6.49%
2019 County Total	**852,813.00**		**2020 County Total**		**797,461.00**					13.08%
			2020 BUDGET					820,000.00		

TOWN OF IGNACIO

**auditor prefers this way - 2 mos arrears*

2019 City Sales Tax	Month	Year-To-Date
Jan	28,710.70	28,710.70
Feb	27,522.93	56,233.63
Mar	26,204.27	82,437.90
Apr	20,846.68	103,284.58
May	28,741.86	132,026.44
June	29,647.83	161,674.27
July	32,704.63	194,378.90
Aug	29,752.38	224,131.28
Sept	29,400.34	253,531.62
Oct	31,591.63	285,123.25
Nov	33,782.92	318,906.17
Dec	30,883.13	349,789.30
2019 City Total	**349,789.30**	

2020 City Sales Tax	331310	Month	Year-To-Date	Difference	% up/down from PY
1	Mar/Jan	29,756.06	29,756.06	**1,045.36**	3.64%
2	Apr/Feb	29,891.22	59,647.28	**3,413.65**	6.07%
3	May/Mar	38,046.33	97,693.61	**15,255.71**	18.51%
4	June/Apr	37,833.96	135,527.57	**32,242.99**	31.22%
5	July/May	39,765.51	175,293.08	**43,266.64**	32.77%
6	Aug/June	38,659.53	213,952.61	**52,278.34**	32.34%
7	Sept/July	44,580.08	258,532.69	**64,153.79**	33.00%
8	Oct/Aug	38,046.92	296,579.61	**72,448.33**	32.32%
9	Nov/Sept	37,617.48	334,197.09	**80,665.47**	31.82%
10	Dec/Oct		334,197.09	**49,073.84**	17.21%
11	Jan '20/Nov		334,197.09	**15,290.92**	4.79%
12	Feb '20/Dec				
2020 City Total		**334,197.09**			22.15%
	2020 BUDGET		330,000.00		

2019 County Sales Tax	Month	Year-To-Date
Jan	61,061.00	61,061.00
Feb	55,697.00	116,758.00
Mar	64,570.00	181,328.00
Apr	62,553.00	243,881.00
May	68,842.00	312,723.00
June	80,602.00	393,325.00
July	86,270.00	479,595.00
Aug	79,001.00	558,596.00
Sept	79,784.00	638,380.00
Oct	77,745.00	716,125.00
Nov	74,268.00	790,393.00
Dec	83,760.00	874,153.00
2019 County Total	**874,153.00**	

2020 County Sales Tax	331330	Month	Year-To-Date	Difference	% up/down from PY
1	Mar/Jan	67,251.00	67,251.00	**6,190.00**	10.14%
2	Apr/Feb	63,809.00	131,060.00	**14,302.00**	12.25%
3	May/Mar	92,195.00	223,255.00	**41,927.00**	23.12%
4	June/Apr	65,965.00	289,220.00	**45,339.00**	18.59%
5	July/May	76,727.00	365,947.00	**53,224.00**	17.02%
6	Aug/June	86,975.00	452,922.00	**59,597.00**	15.15%
7	Sept/July	94,258.00	547,180.00	**67,585.00**	14.09%
8	Oct/Aug	92,253.00	639,433.00	**80,837.00**	14.47%
9	Nov/Sept		639,433.00	**1,053.00**	0.16%
10	Dec/Oct		639,433.00	**-76,692.00**	-10.71%
11	Jan '20/Nov		639,433.00	**-150,960.00**	-19.10%
12	Feb '20/Dec				
2020 County Total		**639,433.00**			8.65%
	2020 Budget		820,000.00		

TOWN OF IGNACIO
Cash Report
For the Accounting Period: 10/20

Fund/Account	Beginning Balance	Received	Transfers In	Disbursed	Transfers Out	Ending Balance
100 GENERAL FUND						
110100 Petty Cash	100.00	0.00	0.00	0.00	0.00	100.00
110230 Operating Account	1,020,000.56	170,315.70	11.40	1,235,570.72	143,051.76	-188,294.82
110270 Investment Account	0.00	1,235,100.92	0.00	0.00	0.00	1,235,100.92
Total Fund	**1,020,100.56**	**1,405,416.62**	**11.40**	**1,235,570.72**	**143,051.76**	**1,046,906.10**
300 CAPITAL IMPROVEMENT FUND						
110230 Operating Account	236,070.09	19,023.47	0.00	0.00	0.00	255,093.56
400 CONSERVATION TRUST FUND						
110230 Operating Account	67,221.56	0.00	0.00	0.00	0.00	67,221.56
500 ECONOMIC DEVELOPMENT FUND						
110230 Operating Account	155,257.75	0.00	0.00	0.00	14,328.36	140,929.39
610 WATER FUND						
110230 Operating Account	-8,064.25	21,299.78	0.00	83.98	12,704.89	446.66
620 GAS FUND						
110230 Operating Account	182,560.80	17,465.02	0.00	1,602.58	4,588.53	193,834.71
630 SEWER FUND						
110230 Operating Account	-650,089.97	34,626.68	50.87	61.60	37,884.15	-653,358.17
640 IRRIGATION FUND						
110230 Operating Account	13,466.63	6,351.21	25.66	26.00	436.79	19,380.71
910 PAYROLL CLEARING FUND						
110230 Operating Account	10,875.31	0.00	87,756.07	83,049.87	0.00	15,581.51
930 CLAIMS CLEARING FUND						
110230 Operating Account	15,634.61	0.00	125,932.73	3,574.24	0.00	137,993.10
Totals	**1,043,033.09**	**1,504,182.78**	**213,776.73**	**1,323,968.99**	**212,994.48**	**1,224,029.13**

*** Transfers In and Transfers Out columns should match. There are a couple exceptions to this: 1) Canceled Electronic Checks and 2) Payroll Journal Vouchers that include local deductions set up with receipt accounting. Please see cash reconciliation procedure in manual or call for more details.

TOWN OF IGNACIO
Statement of Revenue Budget vs Actuals
For the Accounting Period: 10 / 20

Fund	Received Current Month	Received YTD	Estimated Revenue	Revenue To Be Received	% Received
100 GENERAL FUND	160,704.89	1,833,623.63	2,034,550.00	200,926.37	90 %
300 CAPITAL IMPROVEMENT FUND	19,023.47	179,980.87	165,000.00	-14,980.87	109 %
400 CONSERVATION TRUST FUND	0.00	5,526.06	20,000.00	14,473.94	28 %
500 ECONOMIC DEVELOPMENT FUND	0.00	0.00	50,010.00	50,010.00	0 %
610 WATER FUND	18,357.57	497,475.53	435,100.00	-62,375.53	114 %
620 GAS FUND	17,510.82	212,985.74	263,500.00	50,514.26	81 %
630 SEWER FUND	36,040.21	361,534.52	577,500.00	215,965.48	63 %
640 IRRIGATION FUND	6,630.00	40,056.00	50,500.00	10,444.00	79 %
Grand Total:	**258,266.96**	**3,131,182.35**	**3,596,160.00**	**464,977.65**	**87 %**

TOWN OF IGNACIO
Statement of Revenue Budget vs Actuals
For the Accounting Period: 10 / 20

100 GENERAL FUND

Account	Received Current Month	Received YTD	Estimated Revenue	Revenue To Be Received	% Received
331000 TAXES/UNRESTRICTED COUNTY-STATE REV.					
331100 Property Tax	47.80	34,949.76	35,558.00	608.24	98 %
331120 Tribe Pmt In Lieu Of Property Tax	0.00	450.24	0.00	-450.24	** %
331200 Specific Ownership Tax	325.23	2,927.21	3,000.00	72.79	98 %
331310 City Sales Tax	38,046.92	359,961.65	330,000.00	-29,961.65	109 %
331330 County Sales Tax	92,253.00	797,461.00	820,000.00	22,539.00	97 %
331420 Cigarette Tax	131.79	1,213.22	1,800.00	586.78	67 %
331510 CO HUTF - Highway Users	0.00	17,326.10	25,478.00	8,151.90	68 %
331520 LP County Motor Vehicle License	0.00	3,610.68	3,000.00	-610.68	120 %
331530 LP County Road & Bridge	128.87	2,999.52	3,000.00	0.48	100 %
331810 Severence Tax	0.00	19,864.92	12,000.00	-7,864.92	166 %
331820 Franchise tax	0.00	337.13	500.00	162.87	67 %
331830 CO Fed Mineral Dist Tax	0.00	8,010.15	10,000.00	1,989.85	80 %
Account Group Total:	**130,933.61**	**1,249,111.58**	**1,244,336.00**	**-4,775.58**	**100 %**
332000 LICENSES / PERMITS					
332100 Business License Fee	390.00	1,192.50	2,200.00	1,007.50	54 %
332110 Liquor License Fee	0.00	2,245.00	1,700.00	-545.00	132 %
332210 Building Permit & Inspection Fee	1,101.00	5,762.00	3,000.00	-2,762.00	192 %
332250 Vendor Permit Fee	0.00	75.00	200.00	125.00	38 %
332260 Animal License Fee	75.00	245.00	300.00	55.00	82 %
332270 Business Service License	50.00	2,380.00	2,250.00	-130.00	106 %
332275 Excavation Permit Fee	10.00	30.00	150.00	120.00	20 %
Account Group Total:	**1,626.00**	**11,929.50**	**9,800.00**	**-2,129.50**	**122 %**
333000 GRANTS / RESTRICTED FUNDS					
333158 HIDTA	24,514.48	114,816.04	93,000.00	-21,816.04	123 %
333400 LGGF	0.00	138,455.00	138,455.00	0.00	100 %
333405 DS Monies	0.00	0.00	5,000.00	5,000.00	0 %
333530 Snow Removal	0.00	0.00	2,000.00	2,000.00	0 %
Account Group Total:	**24,514.48**	**253,271.04**	**238,455.00**	**-14,816.04**	**106 %**
334000 FINES & FEES					
334110 Court Costs, Fines & Citations	5.00	648.57	1,000.00	351.43	65 %
334130 Plan/Zone Fee	0.00	0.00	1,500.00	1,500.00	0 %
334140 Reproduction Fee	0.00	85.00	20.00	-65.00	425 %
334160 NSF Fee	40.00	285.00	100.00	-185.00	285 %
334170 Notary Public Fee	0.00	15.00	100.00	85.00	15 %
334240 VIN Inspection	0.00	10.00	150.00	140.00	7 %
334400 Residential Trash	3,357.80	33,196.70	40,000.00	6,803.30	83 %
334401 Recycle	228.00	2,150.00	2,400.00	250.00	90 %
Account Group Total:	**3,630.80**	**36,390.27**	**45,270.00**	**8,879.73**	**80 %**
336000 Other Income					
336040 Equipment Sales	0.00	0.00	3,000.00	3,000.00	0 %
336050 Misc Income	0.00	11,647.53	12,000.00	352.47	97 %
336060 Police Department Reimbursement	0.00	2,909.21	10,000.00	7,090.79	29 %
336061 Resource Officer - School District	0.00	93,000.00	120,000.00	27,000.00	78 %
336300 Building Space Rental	0.00	20.00	1,000.00	980.00	2 %
336500 Enterprise Salary & Benefit Allocation	0.00	154,621.00	309,242.00	154,621.00	50 %
336501 Enterprise General Services Allocation	0.00	20,723.50	41,447.00	20,723.50	50 %

100 GENERAL FUND

Account	Received Current Month	Received YTD	Estimated Revenue	Revenue To Be Received	% Received
Account Group Total:	**0.00**	**282,921.24**	**496,689.00**	**213,767.76**	**57 %**
Fund Total:	**160,704.89**	**1,833,623.63**	**2,034,550.00**	**200,926.37**	**90 %**

300 CAPITAL IMPROVEMENT FUND

Account	Received Current Month	Received YTD	Estimated Revenue	Revenue To Be Received	% Received
333000 GRANTS / RESTRICTED FUNDS					
333415 Capital Improvement - Sales Tax	19,023.47	179,980.87	165,000.00	-14,980.87	109 %
Account Group Total:	**19,023.47**	**179,980.87**	**165,000.00**	**-14,980.87**	**109 %**
Fund Total:	**19,023.47**	**179,980.87**	**165,000.00**	**-14,980.87**	**109 %**

400 CONSERVATION TRUST FUND

Account	Received Current Month	Received YTD	Estimated Revenue	Revenue To Be Received	% Received
333000 GRANTS / RESTRICTED FUNDS					
333100 GoCo Grant	0.00	0.00	20,000.00	20,000.00	0 %
333580 Lottery Income	0.00	5,526.06	0.00	-5,526.06	** %
Account Group Total:	**0.00**	**5,526.06**	**20,000.00**	**14,473.94**	**28 %**
Fund Total:	**0.00**	**5,526.06**	**20,000.00**	**14,473.94**	**28 %**

500 ECONOMIC DEVELOPMENT FUND

Account	Received Current Month	Received YTD	Estimated Revenue	Revenue To Be Received	% Received
333000 GRANTS / RESTRICTED FUNDS					
333851 DOLA DCI Plan Grant	0.00	0.00	50,000.00	50,000.00	0 %
Account Group Total:	**0.00**	**0.00**	**50,000.00**	**50,000.00**	**0 %**
336000 Other Income					
336100 Interest Income	0.00	0.00	10.00	10.00	0 %
Account Group Total:	**0.00**	**0.00**	**10.00**	**10.00**	**0 %**
Fund Total:	**0.00**	**0.00**	**50,010.00**	**50,010.00**	**0 %**

610 WATER FUND

Account	Received Current Month	Received YTD	Estimated Revenue	Revenue To Be Received	% Received
333000 GRANTS / RESTRICTED FUNDS					
333449 Infrustructure DOLA Grant	0.00	282,943.66	0.00	-282,943.66	** %
Account Group Total:	**0.00**	**282,943.66**	**0.00**	**-282,943.66**	**** %
334000 FINES & FEES					
334120 Late Fee	0.00	2,050.00	10,000.00	7,950.00	21 %
334419 Reconnect Fee	0.00	750.00	2,500.00	1,750.00	30 %
334420 Metered Water Sales	17,621.57	204,355.87	340,000.00	135,644.13	60 %
334430 Tap Fee	0.00	0.00	7,600.00	7,600.00	0 %
334440 Ready To Serve Fee	736.00	7,376.00	8,000.00	624.00	92 %
Account Group Total:	**18,357.57**	**214,531.87**	**368,100.00**	**153,568.13**	**58 %**
339000 In House Transfer					
339100 Transfer In	0.00	0.00	67,000.00	67,000.00	0 %
Account Group Total:	**0.00**	**0.00**	**67,000.00**	**67,000.00**	**0 %**
Fund Total:	**18,357.57**	**497,475.53**	**435,100.00**	**-62,375.53**	**114 %**

620 GAS FUND

Account	Received Current Month	Received YTD	Estimated Revenue	Revenue To Be Received	% Received
334000 FINES & FEES					
334412 Gas Residential	11,265.66	137,366.91	150,000.00	12,633.09	92 %
334413 Gas Commercial	4,084.15	53,073.86	100,000.00	46,926.14	53 %
334415 Gas Stand By Fee	997.50	9,880.00	3,500.00	-6,380.00	282 %
334470 Gas Tax	1,163.51	12,664.97	10,000.00	-2,664.97	127 %
Account Group Total:	**17,510.82**	**212,985.74**	**263,500.00**	**50,514.26**	**81 %**
Fund Total:	**17,510.82**	**212,985.74**	**263,500.00**	**50,514.26**	**81 %**

630 SEWER FUND

Account	Received Current Month	Received YTD	Estimated Revenue	Revenue To Be Received	% Received
334000 FINES & FEES					
334430 Tap Fee	0.00	0.00	2,500.00	2,500.00	0 %
334460 Sewage Collection	36,040.21	361,534.52	550,000.00	188,465.48	66 %
Account Group Total:	**36,040.21**	**361,534.52**	**552,500.00**	**190,965.48**	**65 %**
339000 In House Transfer					
339100 Transfer In	0.00	0.00	25,000.00	25,000.00	0 %
Account Group Total:	**0.00**	**0.00**	**25,000.00**	**25,000.00**	**0 %**
Fund Total:	**36,040.21**	**361,534.52**	**577,500.00**	**215,965.48**	**63 %**

640 IRRIGATION FUND

Account	Received Current Month	Received YTD	Estimated Revenue	Revenue To Be Received	% Received
334000 FINES & FEES					
334430 Tap Fee	0.00	237.00	500.00	263.00	47 %
334480 Irrigation Water	6,630.00	39,819.00	50,000.00	10,181.00	80 %
Account Group Total:	**6,630.00**	**40,056.00**	**50,500.00**	**10,444.00**	**79 %**
Fund Total:	**6,630.00**	**40,056.00**	**50,500.00**	**10,444.00**	**79 %**
Grand Total:	**258,266.96**	**3,131,182.35**	**3,596,160.00**	**464,977.65**	**87 %**

TOWN OF IGNACIO
Statement of Expenditure - Budget vs. Actual Report
For the Accounting Period: 10 / 20

Fund	Committed Current Month	Committed YTD	Original Appropriation	Current Appropriation	Available Appropriation	% Committed
100 GENERAL FUND	133,635.30	1,448,833.97	1,874,222.00	1,891,523.00	442,689.03	77 %
200 IMPACT FEES FUND	0.00	0.00	4,077.00	4,077.00	4,077.00	0 %
300 CAPITAL IMPROVEMENT FUND	0.00	76,544.78	200,000.00	200,000.00	123,455.22	38 %
400 CONSERVATION TRUST FUND	0.00	0.00	40,000.00	40,000.00	40,000.00	0 %
500 ECONOMIC DEVELOPMENT FUND	14,328.36	14,328.36	100,000.00	100,000.00	85,671.64	14 %
610 WATER FUND	12,704.89	210,103.00	444,331.00	444,331.00	234,228.00	47 %
620 GAS FUND	4,500.60	139,732.05	285,256.00	285,256.00	145,523.95	49 %
630 SEWER FUND	37,884.15	428,531.50	582,944.00	582,944.00	154,412.50	74 %
640 IRRIGATION FUND	436.79	22,707.58	49,697.00	49,697.00	26,989.42	46 %
Grand Total:	**203,490.09**	**2,340,781.24**	**3,580,527.00**	**3,597,828.00**	**1,257,046.76**	**65 %**

100 GENERAL FUND

Account	Object	Committed Current Month	Committed YTD	Original Appropriation	Current Appropriation	Available Appropriation	% Committed
411000 Legislative							
411000 Legislative							
1150	Town Board Salaries	600.00	6,000.00	7,200.00	7,200.00	1,200.00	83 %
2200	FICA	37.20	372.00	446.00	446.00	74.00	83 %
2250	Medicare	8.72	87.20	104.00	104.00	16.80	84 %
2500	Unemployment Insurance	1.83	18.30	22.00	22.00	3.70	83 %
5800	Travel, Training & Meetings	0.00	60.10	3,000.00	3,000.00	2,939.90	2 %
5810	Hosting Joint Meetings	0.00	304.17	1,500.00	1,500.00	1,195.83	20 %
	Account Total:	**647.75**	**6,841.77**	**12,272.00**	**12,272.00**	**5,430.23**	**56 %**
	Account Group Total:	**647.75**	**6,841.77**	**12,272.00**	**12,272.00**	**5,430.23**	**56 %**
412000 Judicial							
412000 Judicial							
3200	Professional Service - Judge	0.00	250.00	3,000.00	3,000.00	2,750.00	8 %
5800	Travel, Training & Meetings	0.00	0.00	1,000.00	1,000.00	1,000.00	%
	Account Total:	**0.00**	**250.00**	**4,000.00**	**4,000.00**	**3,750.00**	**6 %**
	Account Group Total:	**0.00**	**250.00**	**4,000.00**	**4,000.00**	**3,750.00**	**6 %**
414000 Elections							
414000 Elections							
1105	Election Judges	0.00	1,000.00	1,000.00	1,000.00	0.00	100 %
4600	Election Supplies	-667.50	185.06	1,000.00	1,000.00	814.94	19 %
	Account Total:	**-667.50**	**1,185.06**	**2,000.00**	**2,000.00**	**814.94**	**59 %**
	Account Group Total:	**-667.50**	**1,185.06**	**2,000.00**	**2,000.00**	**814.94**	**59 %**
415000 ADMINISTRATION SALARIES & BENEFITS							
415000 ADMINISTRATION SALARIES & BENEFITS							
1100	Manager Salaries	0.00	0.00	83,200.00	83,200.00	83,200.00	%
1101	Clerk/Treasurer Salaries	4,409.60	46,300.80	57,325.00	57,325.00	11,024.20	81 %
1102	Deputy Clerk/Treasurer Salaries	10,968.34	30,508.11	37,856.00	37,856.00	7,347.89	81 %
1103	Admin Assist/Fin Coordinator Salaries	-4,272.13	35,015.50	51,376.00	51,376.00	16,360.50	68 %
1200	Overtime	116.03	116.03	1,893.00	1,893.00	1,776.97	6 %
2100	Health Insurance	1,259.38	13,722.87	21,012.00	21,012.00	7,289.13	65 %
2101	Life Insurance	5.80	55.23	101.00	101.00	45.77	55 %
2102	Dental Insurance	42.00	399.00	1,008.00	1,008.00	609.00	40 %
2103	Vision Insurance	6.00	57.00	384.00	384.00	327.00	15 %
2104	Aflac	315.11	3,031.03	1,608.00	3,733.00	701.97	81 %
2200	FICA	709.72	7,818.38	14,362.00	14,362.00	6,543.62	54 %
2250	Medicare	165.99	1,679.30	3,359.00	3,359.00	1,679.70	50 %
2300	Retirement	376.50	3,955.37	8,919.00	8,919.00	4,963.63	44 %
2500	Unemployment Insurance	34.34	347.39	689.00	689.00	341.61	50 %
	Account Total:	**14,136.68**	**143,006.01**	**283,092.00**	**285,217.00**	**142,210.99**	**50 %**
	Account Group Total:	**14,136.68**	**143,006.01**	**283,092.00**	**285,217.00**	**142,210.99**	**50 %**
416000 ADMINISTRATION OPERATING							
416000 ADMINISTRATION OPERATING							
2600	Workers Comp	9,401.00	42,251.94	37,604.00	37,604.00	-4,647.94	112 %
2700	Insurance	7,164.75	30,831.02	29,130.00	29,130.00	-1,701.02	106 %
3000	Contract Work	13,800.00	86,160.00	10,000.00	10,000.00	-76,160.00	862 %
3201	Legal Service - Attorney	1,208.70	10,782.03	10,000.00	10,000.00	-782.03	108 %
3203	Professional Service - Audit	4,800.00	15,800.00	14,250.00	14,250.00	-1,550.00	111 %

100 GENERAL FUND

Account	Object	Committed Current Month	Committed YTD	Original Appropriation	Current Appropriation	Available Appropriation	% Committed
4110	Utilities - Water	353.80	2,797.76	2,700.00	2,700.00	-97.76	104 %
4120	Utilities - Sewer	95.60	1,250.35	3,500.00	3,500.00	2,249.65	36 %
4130	Utilities - Electric	787.58	6,755.93	8,000.00	8,000.00	1,244.07	84 %
4150	Utilities - Gas	-678.66	1,733.05	3,000.00	3,000.00	1,266.95	58 %
4160	Telephone	0.00	2,306.15	2,000.00	2,000.00	-306.15	115 %
4162	Cell Phone	615.30	5,455.65	5,500.00	5,500.00	44.35	99 %
4164	IT Services & Maintenance	0.00	10,839.94	12,000.00	12,000.00	1,160.06	90 %
4165	Internet Line	-2,378.06	111.53	3,000.00	3,000.00	2,888.47	4 %
4166	IT Equipment & Supplies	0.00	0.00	5,000.00	5,000.00	5,000.00	%
4191	Recording fees	0.00	116.00	500.00	500.00	384.00	23 %
4304	Building R & M	2.08	18,212.26	2,500.00	2,500.00	-15,712.26	728 %
4444	Intergovernmental Payments	0.00	18,008.00	19,008.00	19,008.00	1,000.00	95 %
4950	Misc Expense	293.69	1,551.09	0.00	0.00	-1,551.09	%
4951	Community Christmas	0.00	0.00	200.00	200.00	200.00	%
4952	Community Support	0.00	1,569.18	1,000.00	1,000.00	-569.18	157 %
5400	Advertising/Public Notice	0.00	1,390.95	2,000.00	2,000.00	609.05	70 %
5420	Cleaning Service	-868.75	2,754.37	3,315.00	3,315.00	560.63	83 %
5430	Office equipment L & M	0.00	2,273.88	1,452.00	1,452.00	-821.88	157 %
5440	Publication Legal Notice	0.00	0.00	500.00	500.00	500.00	%
5500	Printing Service	371.10	3,611.11	4,000.00	4,000.00	388.89	90 %
5550	Bank Service Charge	-151.66	1,108.03	800.00	800.00	-308.03	139 %
5600	Office Supplies	268.17	4,672.08	4,000.00	4,000.00	-672.08	117 %
5650	Operating Supplies	-1,864.64	-693.15	4,000.00	4,000.00	4,693.15	-17 %
5800	Travel, Training & Meetings	4,750.00	8,674.41	3,000.00	3,000.00	-5,674.41	289 %
5820	Special Events	0.00	0.00	1,000.00	1,000.00	1,000.00	%
6150	Postage	0.00	3,060.01	4,800.00	4,800.00	1,739.99	64 %
6260	Gas & Oil	-95.24	804.69	1,500.00	1,500.00	695.31	54 %
6450	Membership Fees	0.00	10,944.42	8,000.00	8,000.00	-2,944.42	137 %
	Account Total:	**37,874.76**	**295,132.68**	**207,259.00**	**207,259.00**	**-87,873.68**	**142 %**
	Account Group Total:	**37,874.76**	**295,132.68**	**207,259.00**	**207,259.00**	**-87,873.68**	**142 %**
419000 COMMUNITY DEVELOPMENT							
419000 COMMUNITY DEVELOPMENT							
1104	Planner Salaries/Bldg Inspect/Code	1,279.20	4,791.00	15,000.00	15,000.00	10,209.00	32 %
2200	FICA	79.31	297.01	930.00	930.00	632.99	32 %
2250	Medicare	18.54	69.46	218.00	218.00	148.54	32 %
2500	Unemployment Insurance	3.84	14.42	45.00	45.00	30.58	32 %
2501	Professional Service - Consulting	0.00	9,780.00	20,000.00	20,000.00	10,220.00	49 %
5650	Operating Supplies	0.00	0.00	500.00	500.00	500.00	%
5800	Travel, Training & Meetings	0.00	0.00	500.00	500.00	500.00	%
6450	Membership Fees	0.00	0.00	250.00	250.00	250.00	%
	Account Total:	**1,380.89**	**14,951.89**	**37,443.00**	**37,443.00**	**22,491.11**	**40 %**
	Account Group Total:	**1,380.89**	**14,951.89**	**37,443.00**	**37,443.00**	**22,491.11**	**40 %**
420000 PUBLIC SAFETY SALARIES & BENEFITS							
420000 PUBLIC SAFETY SALARIES & BENEFITS							
1106	Chief Salaries	8,209.60	91,588.35	106,725.00	106,725.00	15,136.65	86 %
1107	Sergeant Salaries	6,276.80	68,966.34	81,598.00	81,598.00	12,631.66	85 %
1108	Officers Salaries	25,254.63	267,613.83	313,154.00	313,154.00	45,540.17	85 %
1110	Resource Officer	3,990.40	42,098.72	81,089.00	81,089.00	38,990.28	52 %
1180	P/T Clerk Salaries	166.40	1,664.00	2,000.00	2,000.00	336.00	83 %

100 GENERAL FUND

Account	Object	Committed Current Month	Committed YTD	Original Appropriation	Current Appropriation	Available Appropriation	% Committed
1200	Overtime	3,281.94	30,768.49	39,475.00	39,475.00	8,706.51	78 %
2100	Health Insurance	4,943.16	47,220.80	80,076.00	80,076.00	32,855.20	59 %
2101	Life Insurance	20.58	195.51	286.00	286.00	90.49	68 %
2102	Dental Insurance	555.00	5,272.50	4,284.00	4,284.00	-988.50	123 %
2103	Vision Insurance	82.00	779.00	612.00	612.00	-167.00	127 %
2104	Aflac	1,116.36	10,605.42	918.00	13,645.00	3,039.58	78 %
2130	Legal Insurance	0.00	1,988.25	2,000.00	2,000.00	11.75	99 %
2200	FICA	10.32	103.20	124.00	124.00	20.80	83 %
2250	Medicare	617.16	6,657.26	8,476.00	8,476.00	1,818.74	79 %
2350	Police Pension	2,725.92	28,622.90	38,067.00	38,067.00	9,444.10	75 %
2450	Death & Disability	1,183.94	12,431.63	16,312.00	16,312.00	3,880.37	76 %
2500	Unemployment Insurance	141.56	1,508.81	1,748.00	1,748.00	239.19	86 %
	Account Total:	**58,575.77**	**618,085.01**	**776,944.00**	**789,671.00**	**171,585.99**	**78 %**
	Account Group Total:	**58,575.77**	**618,085.01**	**776,944.00**	**789,671.00**	**171,585.99**	**78 %**
421000 PUBLIC SAFETY OPERATING							
421000 PUBLIC SAFETY OPERATING							
3415	Clinic & Hospital	0.00	0.00	500.00	500.00	500.00	%
4306	Vehicle R & M	93.43	5,800.38	7,000.00	7,000.00	1,199.62	83 %
4444	Intergovernmental Payments	0.00	17,015.59	16,989.00	16,989.00	-26.59	100 %
4950	Misc Expense	0.00	159.26	300.00	300.00	140.74	53 %
4980	Animal Control	0.00	0.00	300.00	300.00	300.00	%
5420	Cleaning Service	93.75	733.13	585.00	585.00	-148.13	125 %
5650	Operating Supplies	1,212.44	8,480.68	10,000.00	10,000.00	1,519.32	85 %
5800	Travel, Training & Meetings	0.00	2,650.08	3,000.00	3,000.00	349.92	88 %
6110	Uniforms	0.00	1,700.97	3,000.00	3,000.00	1,299.03	57 %
6140	Other DS Costs	0.00	1,661.05	0.00	0.00	-1,661.05	%
6160	Dispatch (Radio) Service	0.00	0.00	10,000.00	10,000.00	10,000.00	%
6230	Firearms & Supplies	-90.00	695.00	1,500.00	1,500.00	805.00	46 %
6260	Gas & Oil	855.87	10,887.38	17,000.00	17,000.00	6,112.62	64 %
6450	Membership Fees	0.00	4,928.50	4,800.00	4,800.00	-128.50	103 %
8400	Contribution	0.00	51.02	200.00	200.00	148.98	26 %
9010	Capital - Vehicles	0.00	0.00	38,000.00	38,000.00	38,000.00	%
	Account Total:	**2,165.49**	**54,763.04**	**113,174.00**	**113,174.00**	**58,410.96**	**48 %**
	Account Group Total:	**2,165.49**	**54,763.04**	**113,174.00**	**113,174.00**	**58,410.96**	**48 %**
430000 PUBLIC WORKS SALARIES & BENEFITS							
430000 PUBLIC WORKS SALARIES & BENEFITS							
1109	Public Works Director Salaries	0.00	39,529.98	54,558.00	54,558.00	15,028.02	72 %
1111	Foreman Salaries	-351.00	26,929.89	48,672.00	48,672.00	21,742.11	55 %
1112	Maintenance Worker I Salaries	2,882.44	78,559.00	102,586.00	102,586.00	24,027.00	77 %
1113	Maintenance Worker II Salaries	3,234.00	6,634.32	0.00	0.00	-6,634.32	%
1200	Overtime	3,398.94	3,423.66	7,563.00	7,563.00	4,139.34	45 %
2100	Health Insurance	1,608.22	24,569.23	42,324.00	42,324.00	17,754.77	58 %
2101	Life Insurance	8.20	113.05	168.00	168.00	54.95	67 %
2102	Dental Insurance	84.00	1,591.50	2,016.00	2,016.00	424.50	79 %
2103	Vision Insurance	12.00	230.50	288.00	288.00	57.50	80 %
2104	Aflac	197.01	2,543.87	1,200.00	3,649.00	1,105.13	70 %
2200	FICA	558.37	9,296.02	12,761.00	12,761.00	3,464.98	73 %
2250	Medicare	130.59	2,174.21	2,984.00	2,984.00	809.79	73 %
2300	Retirement	384.78	6,944.91	10,291.00	10,291.00	3,346.09	67 %

100 GENERAL FUND

Account	Object	Committed Current Month	Committed YTD	Original Appropriation	Current Appropriation	Available Appropriation	% Committed
2500	Unemployment Insurance	27.50	464.92	617.00	617.00	152.08	75 %
	Account Total:	**12,175.05**	**203,005.06**	**286,028.00**	**288,477.00**	**85,471.94**	**70 %**
	Account Group Total:	**12,175.05**	**203,005.06**	**286,028.00**	**288,477.00**	**85,471.94**	**70 %**
431000 PUBLIC WORKS OPERATING							
431000 PUBLIC WORKS OPERATING							
3000	Contract Work	2,000.25	2,000.25	7,500.00	7,500.00	5,499.75	27 %
3415	Clinic & Hospital	0.00	420.00	500.00	500.00	80.00	84 %
3910	Residential Trash	2,668.76	26,375.14	32,000.00	32,000.00	5,624.86	82 %
3911	Recycle	0.00	1,428.00	2,000.00	2,000.00	572.00	71 %
4130	Utilities - Electric	24.76	219.39	0.00	0.00	-219.39	%
4225	Rental Equipment & Supplies	0.00	126.45	1,000.00	1,000.00	873.55	13 %
4300	Equipment R & M	-187.00	5,600.11	8,000.00	8,000.00	2,399.89	70 %
4306	Vehicle R & M	454.90	3,191.61	5,000.00	5,000.00	1,808.39	64 %
4308	Building & Property R & M	34.07	463.11	500.00	500.00	36.89	93 %
4309	Mosquito Control	0.00	9,280.00	9,010.00	9,010.00	-270.00	103 %
4313	Street Repairs	78.90	36,492.44	50,000.00	50,000.00	13,507.56	73 %
4316	Street Lights - Electric	1,381.00	13,437.00	20,000.00	20,000.00	6,563.00	67 %
4318	Street Signs	0.00	2,315.30	2,000.00	2,000.00	-315.30	116 %
4365	Seasonal Decorations	0.00	58.15	500.00	500.00	441.85	12 %
5800	Travel, Training & Meetings	0.00	394.09	500.00	500.00	105.91	79 %
6003	Supplies R & M	162.70	2,445.79	4,000.00	4,000.00	1,554.21	61 %
6004	Tools	20.69	1,112.26	500.00	500.00	-612.26	222 %
6110	Uniforms	199.95	1,541.03	3,000.00	3,000.00	1,458.97	51 %
6260	Gas & Oil	507.43	4,284.30	5,000.00	5,000.00	715.70	86 %
	Account Total:	**7,346.41**	**111,184.42**	**151,010.00**	**151,010.00**	**39,825.58**	**74 %**
	Account Group Total:	**7,346.41**	**111,184.42**	**151,010.00**	**151,010.00**	**39,825.58**	**74 %**
452000 PARKS							
452000 PARKS							
6003	Supplies R & M	0.00	258.05	1,000.00	1,000.00	741.95	26 %
7110	Grounds Improvement	0.00	170.98	0.00	0.00	-170.98	%
	Account Total:	**0.00**	**429.03**	**1,000.00**	**1,000.00**	**570.97**	**43 %**
	Account Group Total:	**0.00**	**429.03**	**1,000.00**	**1,000.00**	**570.97**	**43 %**
	Fund Total:	**133,635.30**	**1,448,833.97**	**1,874,222.00**	**1,891,523.00**	**442,689.03**	**77 %**

200 IMPACT FEES FUND

Account	Object	Committed Current Month	Committed YTD	Original Appropriation	Current Appropriation	Available Appropriation	% Committed
828000							
828452 PARK IMPACT							
4522	Park Impact	0.00	0.00	4,077.00	4,077.00	4,077.00	%
	Account Total:	**0.00**	**0.00**	**4,077.00**	**4,077.00**	**4,077.00**	**%**
	Account Group Total:	**0.00**	**0.00**	**4,077.00**	**4,077.00**	**4,077.00**	**%**
	Fund Total:	**0.00**	**0.00**	**4,077.00**	**4,077.00**	**4,077.00**	**%**

300 CAPITAL IMPROVEMENT FUND

Account	Object	Committed Current Month	Committed YTD	Original Appropriation	Current Appropriation	Available Appropriation	% Committed
930000 CAPITAL IMPROVEMENT							
930000 CAPITAL IMPROVEMENT							
6454	CIP Transfer Out	0.00	0.00	50,000.00	50,000.00	50,000.00	%
9202	Project/Labor Match	0.00	76,544.78	150,000.00	150,000.00	73,455.22	51 %
	Account Total:	**0.00**	**76,544.78**	**200,000.00**	**200,000.00**	**123,455.22**	**38 %**
	Account Group Total:	**0.00**	**76,544.78**	**200,000.00**	**200,000.00**	**123,455.22**	**38 %**
	Fund Total:	**0.00**	**76,544.78**	**200,000.00**	**200,000.00**	**123,455.22**	**38 %**

400 CONSERVATION TRUST FUND

Account	Object	Committed Current Month	Committed YTD	Original Appropriation	Current Appropriation	Available Appropriation	% Committed
700000							
700452	CONSERVATION TRUST						
9000	Capital Outlay	0.00	0.00	40,000.00	40,000.00	40,000.00	%
	Account Total:	**0.00**	**0.00**	**40,000.00**	**40,000.00**	**40,000.00**	**%**
	Account Group Total:	**0.00**	**0.00**	**40,000.00**	**40,000.00**	**40,000.00**	**%**
	Fund Total:	**0.00**	**0.00**	**40,000.00**	**40,000.00**	**40,000.00**	**%**

500 ECONOMIC DEVELOPMENT FUND

Account	Object	Committed Current Month	Committed YTD	Original Appropriation	Current Appropriation	Available Appropriation	% Committed
500000							
500463	ECONOMIC DEVELOPMENT						
3207	DCI Grant	14,328.36	14,328.36	100,000.00	100,000.00	85,671.64	14 %
	Account Total:	**14,328.36**	**14,328.36**	**100,000.00**	**100,000.00**	**85,671.64**	**14 %**
	Account Group Total:	**14,328.36**	**14,328.36**	**100,000.00**	**100,000.00**	**85,671.64**	**14 %**
	Fund Total:	**14,328.36**	**14,328.36**	**100,000.00**	**100,000.00**	**85,671.64**	**14 %**

610 WATER FUND

Account	Object	Committed Current Month	Committed YTD	Original Appropriation	Current Appropriation	Available Appropriation	% Committed
610000							
610416	WATER OPERATIONS						
3000	Contract Work	0.00	506.25	2,500.00	2,500.00	1,993.75	20 %
3204	Professional Service - Engineer	0.00	1,518.75	25,000.00	25,000.00	23,481.25	6 %
5800	Travel, Training & Meetings	0.00	603.95	500.00	500.00	-103.95	121 %
5901	Enterprise Salaray & Benefit	0.00	45,852.50	91,705.00	91,705.00	45,852.50	50 %
5902	Enterprise General Services Allocation	0.00	7,675.50	15,351.00	15,351.00	7,675.50	50 %
6003	Supplies R & M	511.49	791.85	1,500.00	1,500.00	708.15	53 %
6004	Tools	0.00	47.24	500.00	500.00	452.76	9 %
6025	Water Tests	645.00	1,835.00	3,000.00	3,000.00	1,165.00	61 %
6100	Purchased Water	11,548.40	106,764.00	220,000.00	220,000.00	113,236.00	49 %
6450	Membership Fees	0.00	565.00	275.00	275.00	-290.00	205 %
9000	Capital Outlay	0.00	43,942.96	84,000.00	84,000.00	40,057.04	52 %
	Account Total:	**12,704.89**	**210,103.00**	**444,331.00**	**444,331.00**	**234,228.00**	**47 %**
	Account Group Total:	**12,704.89**	**210,103.00**	**444,331.00**	**444,331.00**	**234,228.00**	**47 %**
	Fund Total:	**12,704.89**	**210,103.00**	**444,331.00**	**444,331.00**	**234,228.00**	**47 %**

620 GAS FUND

Account	Object	Committed Current Month	Committed YTD	Original Appropriation	Current Appropriation	Available Appropriation	% Committed
620000							
620416	GAS OPERATIONS						
3000	Contract Work	29.80	616.58	1,000.00	1,000.00	383.42	62 %
3410	CDOT Physicals & Drug Tests	0.00	0.00	500.00	500.00	500.00	%
4300	Equipment R & M	0.00	0.00	1,000.00	1,000.00	1,000.00	%
4306	Vehicle R & M	0.00	0.00	500.00	500.00	500.00	%
4950	Misc Expense	0.00	0.00	500.00	500.00	500.00	%
5800	Travel, Training & Meetings	0.00	0.00	1,500.00	1,500.00	1,500.00	%
5901	Enterprise Salaray & Benefit	0.00	45,852.50	91,705.00	91,705.00	45,852.50	50 %
5902	Enterprise General Services Allocation	0.00	7,675.50	15,351.00	15,351.00	7,675.50	50 %
6003	Supplies R & M	0.00	1,414.15	2,000.00	2,000.00	585.85	71 %
6004	Tools	0.00	56.38	0.00	0.00	-56.38	%
6210	Natural Gas Purchase	3,091.87	75,387.42	115,000.00	115,000.00	39,612.58	66 %
6220	Gas Sales Tax	707.68	8,019.89	10,000.00	10,000.00	1,980.11	80 %
6250	Energy Outreach Colorado	671.25	671.25	2,000.00	2,000.00	1,328.75	34 %
6260	Gas & Oil	0.00	0.00	2,000.00	2,000.00	2,000.00	%
6450	Membership Fees	0.00	38.38	200.00	200.00	161.62	19 %
9140	Transfers Out	0.00	0.00	42,000.00	42,000.00	42,000.00	%
	Account Total:	**4,500.60**	**139,732.05**	**285,256.00**	**285,256.00**	**145,523.95**	**49 %**
	Account Group Total:	**4,500.60**	**139,732.05**	**285,256.00**	**285,256.00**	**145,523.95**	**49 %**
	Fund Total:	**4,500.60**	**139,732.05**	**285,256.00**	**285,256.00**	**145,523.95**	**49 %**

630 SEWER FUND

Account	Object	Committed Current Month	Committed YTD	Original Appropriation	Current Appropriation	Available Appropriation	% Committed
630000							
630416	SEWER OPERATIONS						
3204	Professional Service - Engineer	0.00	0.00	27,000.00	27,000.00	27,000.00	%
5800	Travel, Training & Meetings	0.00	0.00	500.00	500.00	500.00	%
5901	Enterprise Salaray & Benefit	0.00	45,852.50	91,705.00	91,705.00	45,852.50	50 %
5902	Enterprise General Services Allocation	0.00	3,837.50	7,675.00	7,675.00	3,837.50	50 %
6003	Supplies R & M	0.00	0.00	2,000.00	2,000.00	2,000.00	%
6004	Tools	0.00	0.00	500.00	500.00	500.00	%
6240	SUIT - Treatment	37,884.15	378,841.50	453,564.00	453,564.00	74,722.50	84 %
	Account Total:	**37,884.15**	**428,531.50**	**582,944.00**	**582,944.00**	**154,412.50**	**74 %**
	Account Group Total:	**37,884.15**	**428,531.50**	**582,944.00**	**582,944.00**	**154,412.50**	**74 %**
	Fund Total:	**37,884.15**	**428,531.50**	**582,944.00**	**582,944.00**	**154,412.50**	**74 %**

640 IRRIGATION FUND

Account	Object	Committed Current Month	Committed YTD	Original Appropriation	Current Appropriation	Available Appropriation	% Committed
640000	IRRIGATION SALARIES & BENEFITS						
640416	IRRIGATIONS OPERATIONS						
3000	Contract Work	0.00	0.00	1,000.00	1,000.00	1,000.00	%
3204	Professional Service - Engineer	0.00	0.00	500.00	500.00	500.00	%
4315	Water Rights	0.00	2,813.73	3,000.00	3,000.00	186.27	94 %
5901	Enterprise Salaray & Benefit	0.00	17,063.50	34,127.00	34,127.00	17,063.50	50 %
5902	Enterprise General Services Allocation	0.00	1,535.00	3,070.00	3,070.00	1,535.00	50 %
6003	Supplies R & M	436.79	1,295.35	3,000.00	3,000.00	1,704.65	43 %
9000	Capital Outlay	0.00	0.00	5,000.00	5,000.00	5,000.00	%
	Account Total:	**436.79**	**22,707.58**	**49,697.00**	**49,697.00**	**26,989.42**	**46 %**
	Account Group Total:	**436.79**	**22,707.58**	**49,697.00**	**49,697.00**	**26,989.42**	**46 %**
	Fund Total:	**436.79**	**22,707.58**	**49,697.00**	**49,697.00**	**26,989.42**	**46 %**
	Grand Total:	**203,490.09**					
			0.00				
			2,340,781.24	3,580,527.00	3,597,828.00	1,257,046.76	65 %

Total for Payroll Checks

	Employee	Employer	Amount
COMA HOURS (Comp Time Accumulated)	45.00		
COMP HOURS (Comp Time Used)	8.00		131.84
J004 HOURS (CELL PHONE ALLO)	0.00		147.68
*Non Taxable (added to gross wages, no addition to SS, Med, FIT & SIT bases)			
J015 HOURS (IN LIEU OF INSU)	0.00		394.18
OVER HOURS (Overtime)	103.00		4,326.63
REG HOURS (Regular Time)	2,185.75		60,288.71
SICK HOURS (Sick Time)	21.50		354.32
VACA HOURS (Vacation Time Used)	148.00		4,175.75
GROSS PAY	69,819.11	0.00	
NET PAY	48,471.99	0.00	
NET PAY (CHECKS)	3,758.74		
NET PAY (DIRECT DEPOSIT)	44,713.25		
AFLAC-AFTERTAX	0.00	410.94	
AFLAC-PRETAX	50.32	1,217.54	
CEBT DENTAL	0.00	681.00	
CEBT HEALTH	4,639.48	7,584.52	
CEBT LIFE	86.56	34.58	
CEBT VISION	0.00	100.00	
EMPL WEAPONS AD	90.00	0.00	
FIT	5,734.06	0.00	
FPPA	3,748.08	2,725.92	
FPPA DROP	903.06	0.00	
FPPA-457	779.32	0.00	
FPPA-AD&D	0.00	1,183.94	
GARNISHMENT2	46.14	0.00	
ICMA RET 401	682.18	761.28	
MEDICARE	941.00	941.00	
SIT	2,252.00	0.00	
SOCIAL SECURITY	1,394.92	1,394.92	
UNEMPL. INSUR.	0.00	209.07	
BANK 4	3,607.42	0.00	
BANK 5	2,218.60	0.00	
BANK 8-SAVINGS	2,912.00	0.00	
FIRST NATIONAL	69.26	0.00	
SANDIA LAB FCU	50.00	0.00	
USAA	3,264.56	0.00	
WELLS FARGO	30,468.67	0.00	
WELLS FARGO N.A	69.26	0.00	
WELLS FARGO NEV	69.26	0.00	
WELLS FARGO OR	1,984.22	0.00	
FIT/SIT BASE	58,782.43	0.00	
MEDICARE BASE	64,895.07	0.00	
SOC SEC BASE	22,498.42	0.00	
UN BASE	69,671.43	0.00	
Total		17,244.71	
Total Payroll Expense (Gross Pay + Employer Contributions):		87,063.82	

Check Summary

Payroll Checks Prev. Out.	$1,357.99
Payroll Checks Issued	$3,804.88
Payroll Checks Redeemed	$0.00
Payroll Checks Outstanding	$5,162.87
Electronic Checks	$83,808.27

Deductions Accrued		Carried Forward From Previous Month	Deduction Checks Issued	Difference	Liab Account
Social Security	2789.84		2789.84		221700
Medicare	1882.00		1882.00		221710
Unempl. Insur.	209.07	758.43	758.40	209.10	221760
FIT	5734.06		5734.06		221720
SIT	2252.00		2252.00		221730
FPPA	6474.00		6474.00		221742
AFLAC-PRETAX	1267.86		1267.86		221757
EMPL WEAPONS AD	90.00		90.00		221782
FPPA-457	779.32		779.32		221742
FPPA-AD&D	1183.94		1183.94		221743
ICMA RET 401	1443.46		1443.46		221741
AFLAC-AFTERTAX	410.94		410.94		221757
CEBT DENTAL	681.00		681.00		221754
CEBT HEALTH	12224.00		12224.00		221751
CEBT LIFE	121.14		121.14		221755
CEBT VISION	100.00		100.00		221756
GARNISHMENT2	46.14		46.14		221781
FPPA DROP	903.06		903.06		221742
Total Ded.	38591.83	758.43	39141.16	209.10	

**** Carried Forward column only correct if report run for current period.

To: Ignacio Town Board of Trustees
FROM: Kirk Phillips, Chief of Police
DATE: 11/10/2020
RE: Side Kick Liquor License Renewal

There have been no violations at this location in the last year.

DR 8400 (07/24/19)
COLORADO DEPARTMENT OF REVENUE
Liquor Enforcement Division

Submit to Local Licensing Authority

Fees Due	
Renewal Fee	
Storage Permit $100 X _____	$
Sidewalk Service Area $75.00	$
Additional Optional Premise Hotel & Restaurant $100 X _____	$
Related Facility - Campus Liquor Complex $160.00 per facility	$
Amount Due/Paid	$ 500.00

Make check payable to: Colorado Department of Revenue. The State may convert your check to a one-time electronic banking transaction. Your bank account may be debited as early as the same day received by the State. If converted, your check will not be returned. If your check is rejected due to insufficient or uncollected funds, the Department may collect the payment amount directly from your banking account electronically.

Retail Liquor or Fermented Malt Beverage License Renewal Application

Please verify & update all information below **Return to city or county licensing authority by due date**

Licensee Name			Doing Business As Name (DBA)	
Leo P ABeyTA			Side Kick Lounge	
Liquor License #	License Type	Sales Tax License #	Expiration Date	Due Date
02-59069-0000	TAVERN	00259069-0000	12-8-2020	12-8-2021
Business Address				Phone Number
165 Goddard Ave				
Mailing Address			Email	
P.O Box 501 Ignacio Co. 81137			Leo SideKick1 AT aol.com	
Operating Manager	Date of Birth	Home Address		Phone Number
Leo P ABeyTA	4-8-60	21 CR 2645 Aztec N.M. 87410		505-320-4334

1. Do you have legal possession of the premises at the street address above? ☑ Yes ☐ No
   Are the premises owned or rented? ☐ Owned ☑ Rented* *If rented, expiration date of lease 12-31-2023

2. Are you renewing a storage permit, additional optional premises, sidewalk service area, or related facility? If yes, please see the table in upper right hand corner and include all fees due. ☐ Yes ☐ No N/A

3a. Since the date of filing of the last application, has the applicant, including its manager, partners, officer, directors, stockholders, members (LLC), managing members (LLC), or any other person with a 10% or greater financial interest in the applicant, been found in final order of a tax agency to be delinquent in the payment of any state or local taxes, penalties, or interest related to a business? ☐ Yes ☑ No

3b. Since the date of filing of the last application, has the applicant, including its manager, partners, officer, directors, stockholders, members (LLC), managing members (LLC), or any other person with a 10% or greater financial interest in the applicant failed to pay any fees or surcharges imposed pursuant to section 44-3-503, C.R.S.? ☐ Yes ☑ No

4. Since the date of filing of the last application, has there been any change in financial interest (new notes, loans, owners, etc.) or organizational structure (addition or deletion of officers, directors, managing members or general partners)? If yes, explain in detail and attach a listing of all liquor businesses in which these new lenders, owners (other than licensed financial institutions), officers, directors, managing members, or general partners are materially interested. ☐ Yes ☑ No

5. Since the date of filing of the last application, has the applicant or any of its agents, owners, managers, partners or lenders (other than licensed financial institutions) been convicted of a crime? If yes, attach a detailed explanation. ☐ Yes ☑ No

6. Since the date of filing of the last application, has the applicant or any of its agents, owners, managers, partners or lenders (other than licensed financial institutions) been denied an alcohol beverage license, had an alcohol beverage license suspended or revoked, or had interest in any entity that had an alcohol beverage license denied, suspended or revoked? If yes, attach a detailed explanation. ☐ Yes ☑ No

7. Does the applicant or any of its agents, owners, managers, partners or lenders (other than licensed financial institutions) have a direct or indirect interest in any other Colorado liquor license, including loans to or from any licensee or interest in a loan to any licensee? If yes, attach a detailed explanation. ☐ Yes ☑ No

DR 8400 (07/24/19)
COLORADO DEPARTMENT OF REVENUE
Liquor Enforcement Division

Affirmation & Consent

I declare under penalty of perjury in the second degree that this application and all attachments are true, correct and complete to the best of my knowledge.

Type or Print Name of Applicant/Authorized Agent of Business	Title
Leo P Abeyta	owner
Signature	**Date**
Leo Abeyta	10-12-2020

Report & Approval of City or County Licensing Authority

The foregoing application has been examined and the premises, business conducted and character of the applicant are satisfactory, and we do hereby report that such license, if granted, will comply with the provisions of Title 44, Articles 4 and 3, C.R.S., and Liquor Rules.

Therefore this application is approved.

Local Licensing Authority For		Date
Signature	Title	Attest

DR 8400 (07/24/19)
COLORADO DEPARTMENT OF REVENUE
Liquor Enforcement Division
Submit to Local Licensing Authority

PINON LIQUORS
PO BOX 1230
Ignacio CO 81137-1230

Fees Due	
Renewal Fee	227.50
Storage Permit $100 X _____	$
Sidewalk Service Area $75.00	$
Additional Optional Premise Hotel & Restaurant $100 X _____	$
Related Facility - Campus Liquor Complex $160.00 per facility	$
Amount Due/Paid	$

Make check payable to: Colorado Department of Revenue. The State may convert your check to a one-time electronic banking transaction. Your bank account may be debited as early as the same day received by the State. If converted, your check will not be returned. If your check is rejected due to insufficient or uncollected funds, the Department may collect the payment amount directly from your banking account electronically.

Retail Liquor or Fermented Malt Beverage License Renewal Application

Please verify & update all information below **Return to city or county licensing authority by due date**

Licensee Name	Doing Business As Name (DBA)
SOL ENTERPRISES INC	PINON LIQUORS

Liquor License #	License Type	Sales Tax License #	Expiration Date	Due Date
09-92855-0000	Liquor Store (city)	09928550000	01/03/2021	11/19/2020

Business Address	Phone Number
125 GODDARD AVENUE Ignacio CO 81137-9765	9705634083

Mailing Address	Email
PO BOX 1230 Ignacio CO 81137-1230	

Operating Manager	Date of Birth	Home Address	Phone Number
Chris Cushing	8-27-195	52 Silver Mountain Ln Dgo CO 81301	970 759 0757

1. Do you have legal possession of the premises at the street address above? Yes No
   Are the premises owned or rented? Owned Rented* *If rented, expiration date of lease_____

2. Are you renewing a storage permit, additional optional premises, sidewalk service area, or related facility? If yes, please see the table in upper right hand corner and include all fees due. Yes No

3a. Since the date of filing of the last application, has the applicant, including its manager, partners, officer, directors, stockholders, members (LLC), managing members (LLC), or any other person with a 10% or greater financial interest in the applicant, been found in final order of a tax agency to be delinquent in the payment of any state or local taxes, penalties, or interest related to a business? Yes No

3b. Since the date of filing of the last application, has the applicant, including its manager, partners, officer, directors, stockholders, members (LLC), managing members (LLC), or any other person with a 10% or greater financial interest in the applicant failed to pay any fees or surcharges imposed pursuant to section 44-3-503, C.R.S.? Yes No

4. Since the date of filing of the last application, has there been any change in financial interest (new notes, loans, owners, etc.) or organizational structure (addition or deletion of officers, directors, managing members or general partners)? If yes, explain in detail and attach a listing of all liquor businesses in which these new lenders, owners (other than licensed financial institutions), officers, directors, managing members, or general partners are materially interested. Yes No

5. Since the date of filing of the last application, has the applicant or any of its agents, owners, managers, partners or lenders (other than licensed financial institutions) been convicted of a crime? If yes, attach a detailed explanation. Yes No

6. Since the date of filing of the last application, has the applicant or any of its agents, owners, managers, partners or lenders (other than licensed financial institutions) been denied an alcohol beverage license, had an alcohol beverage license suspended or revoked, or had interest in any entity that had an alcohol beverage license denied, suspended or revoked? If yes, attach a detailed explanation. Yes No

7. Does the applicant or any of its agents, owners, managers, partners or lenders (other than licensed financial institutions) have a direct or indirect interest in any other Colorado liquor license, including loans to or from any licensee or interest in a loan to any licensee? If yes, attach a detailed explanation. Yes No

DR 8400 (07/24/19)
COLORADO DEPARTMENT OF REVENUE
Liquor Enforcement Division

Affirmation & Consent
I declare under penalty of perjury in the second degree that this application and all attachments are true, correct and complete to the best of my knowledge.

Type or Print Name of Applicant/Authorized Agent of Business	Title
Christopher Cushing	Owner/Mgr.
Signature	**Date**
	10.6.2020

Report & Approval of City or County Licensing Authority
The foregoing application has been examined and the premises, business conducted and character of the applicant are satisfactory, and we do hereby report that such license, if granted, will comply with the provisions of Title 44, Articles 4 and 3, C.R.S., and Liquor Rules.
Therefore this application is approved.

Local Licensing Authority For		Date
Signature	Title	Attest

To: Ignacio Town Board of Trustees
FROM: Kirk Phillips, Chief of Police
DATE: 11/10/2020
RE: Pinon Liquors – Liquor License Renewal

There have been no violations at this location in the last year.

ORDINANCE NO. 344

AN ORDINANCE OF THE TOWN OF IGNACIO, COLORADO, MODIFYING CHAPTER IX, SECTION 9-1 OF THE TOWN OF IGNACIO MUNICIPAL CODE REGARDING BUSINESS LICENSING

WHEREAS, C.R.S. § 31-15-501 provides that a municipality's governing body has powers to regulate businesses including the power to license and regulate any business place and lawful occupation, to fix the amount, terms and manner of issuing and revoking licenses issued therefor, and to prohibit within the limits of the municipality any offensive or unwholesome business or to prohibit the carrying on of any business or establishment in an offensive and unwholesome manner within the limits of the municipality; and

WHEREAS, the Town Board of Trustees wishes to amend Chapter 9 of the Town of Ignacio Municipal Code concerning business licensing as set forth below; and

NOW, THEREFORE, BE IT ORDAINED by the Board of Trustees of the Town of Ignacio, Colorado, that:

Section 1. Chapter IX, Business Regulations, Section 9-1, Business Licenses is amended by the addition of the following new subsections 9-1-10 and 9-1-11, as follows:

9-1-10 Suspension, Revocation or Nonrenewal

A. Authority; Conditions: Business licenses are a privilege, and not a right. In addition to powers granted under other ordinances of the Town, the Town Board may suspend, revoke or refuse to grant the renewal of a license or permit issued under this chapter if:

1. The licensee fails to meet the qualifications required of an applicant, or;
2. The licensee violates any provision of any ordinance of the Town, or any County regulation, or any State Statute, or any Executive Order, or any Federal Law relating to the location or operation of the business, profession or occupation, or;
3. The licensee obtained the license by fraud or misrepresentation, or;
4. The licensee is finally convicted of an offense and there would be a danger to the public health, safety and welfare if the licensee were to engage in such conduct in the licensed business; or
5. Applicable fees and taxes are not paid when due, or;
6. The licensee operates in a manner that is a nuisance or in a manner that could threaten the life, safety, or health of the citizens of the Town.

B. Town/Licensee Communication: Town staff will initially communicate with businesses on violations of this chapter and communicate and instruct businesses, verbally (initial contact) and in writing (subsequent contacts) on violations and required actions. These actions will be completed before the consideration of further action be taken by the Town Board. ~~;~~

~~Where possible, Town staff will verbally contact the licensee and inform them of their violations prior to bringing the matter to the Town Board. Where possible, Town staff will also make a second written contact to inform licensee of their violations.~~ The aforementioned verbal ~~contact~~

and written contact are not required where Town staff deems there to be an imminent threat to the life, safety, or health of the citizens of the Town caused by the alleged violations.

C~~B~~. Determination Of Action: If the Town has completed communications with the licensee as described in subsection B, and the Town Board finds one of the grounds in subsection A, ~~of this section~~ or any other ground for suspension or revocation, the Town Board shall determine whether to revoke the license for the remainder of its term, to suspend it for any shorter period, or not to allow the renewal, according to the severity of the disqualification, its effect on public health, safety and welfare, and the time during which the disqualification can be remedied, if at all.

D~~C~~. Temporary Suspension: Before the hearing required by subsection E~~D~~ of this section, the Town Board may suspend a license for up to thirty (30) days if it determines that the suspension is necessary for the immediate protection of the public health, safety and welfare. The Town Board may include, in the temporary suspension, reasonable orders or conditions with which the licensee shall comply to protect the public health, safety and welfare. Any breach of such conditions or orders is an independent ground for suspension or revocation of the license. Upon request of the licensee, a hearing on a summary suspension shall be scheduled by the Town Board within twenty one (21) days.

E~~D~~. Hearing: Except for such emergency suspension authorized by subsection D~~C~~ of this section, no such suspension, revocation or nonrenewal is final until the licensee has been given the opportunity for a hearing before the Town Board to contest the suspension, revocation or nonrenewal. Notice of the hearing shall be given in writing by the Town Attorney setting forth specifically the grounds of complaint and the time and place of hearing. Such notice shall be mailed, postage prepaid to the licensee at its local address as set forth on its business license at least ~~five~~ seven (~~5~~7) days prior to the date set for the hearing. Such notice shall be personally served upon a licensee, either through the named contact person identified on the license, or else upon licensee's management, clerk or other person in charge, or by leaving it in a conspicuous place at the licensee's local business address within the Town of Ignacio.

F~~E~~. Orders Or Conditions: If, after a hearing, the suspension, revocation or nonrenewal is upheld, the Town Board may include reasonable orders or conditions with which the licensee whose license has been suspended, revoked or nonrenewed shall comply to protect any work in progress and the public health, safety and welfare.

G~~F~~. Refund Disallowed: The licensee whose license is revoked under this chapter will not receive a refund of any part of the license fee paid for the license.

H~~G~~. Obtaining License Prohibited: The licensee who has had a license suspended, revoked or nonrenewed under this chapter is not entitled to obtain the same or any similar license under this chapter during the period of suspension or revocation, either in the person's, firm's or corporation's own name or as a principal in another business that applies for a license.

9-1-11 Penalty

Any person or licensee violating any of the provisions of this chapter shall, upon conviction, be punished as set forth in Ordinance 83, Amended by Ordinance 284, Penalties, of the Town of Ignacio Municipal Code now in affect or as may be amended from time to time, for each offense.

Each twenty four (24) hours during which said violation shall continue shall constitute a separate offense.

Section 2. Effective Date: This Ordinance shall take effect 30 days after publication.

PASSED, APPROVED, ADOPTED AND ORDERED PUBLISHED this ___th day ~~October~~November, 2020, by the Board of Trustees of the Town of Ignacio, Colorado.

TOWN OF IGNACIO:

_____
Stella Cox, Mayor

ATTEST:

_____
Tuggy Dunton, Town Clerk

ORDINANCE NO. 344

AN ORDINANCE OF THE TOWN OF IGNACIO, COLORADO, MODIFYING CHAPTER IX, SECTION 9-1 OF THE TOWN OF IGNACIO MUNICIPAL CODE REGARDING BUSINESS LICENSING

WHEREAS, C.R.S. § 31-15-501 provides that a municipality's governing body has powers to regulate businesses including the power to license and regulate any business place and lawful occupation, to fix the amount, terms and manner of issuing and revoking licenses issued therefor, and to prohibit within the limits of the municipality any offensive or unwholesome business or to prohibit the carrying on of any business or establishment in an offensive and unwholesome manner within the limits of the municipality; and

WHEREAS, the Town Board of Trustees wishes to amend Chapter 9 of the Town of Ignacio Municipal Code concerning business licensing as set forth below; and

NOW, THEREFORE, BE IT ORDAINED by the Board of Trustees of the Town of Ignacio, Colorado, that:

Section 1. Chapter IX, Business Regulations, Section 9-1, Business Licenses is amended by the addition of the following new subsections 9-1-10 and 9-1-11, as follows:

9-1-10 Suspension, Revocation or Nonrenewal

A. Authority; Conditions: Business licenses are a privilege, and not a right. In addition to powers granted under other ordinances of the Town, the Town Board may suspend, revoke or refuse to grant the renewal of a license or permit issued under this chapter if:

1. The licensee fails to meet the qualifications required of an applicant, or;
2. The licensee violates any provision of any ordinance of the Town, or any County regulation, or any State Statute, or any Executive Order, or any Federal Law relating to the location or operation of the business, profession or occupation, or;
3. The licensee obtained the license by fraud or misrepresentation, or;
4. The licensee is finally convicted of an offense and there would be a danger to the public health, safety and welfare if the licensee were to engage in such conduct in the licensed business; or
5. Applicable fees and taxes are not paid when due, or;
6. The licensee operates in a manner that is a nuisance or in a manner that could threaten the life, safety, or health of the citizens of the Town.

B. Town/Licensee Communication: Town staff will initially communicate with businesses on violations of this chapter and communicate and instruct businesses, verbally (initial contact) and in writing (subsequent contacts) on violations and required actions. These actions will be completed before the consideration of further action be taken by the Town Board. The aforementioned verbal and written contact are not required where Town staff deems there to be an imminent threat to the life, safety, or health of the citizens of the Town caused by the alleged violations.

C. Determination Of Action: If the Town has completed communications with the licensee as described in subsection B, and the Town Board finds one of the grounds in subsection A, or any other ground for suspension or revocation, the Town Board shall determine whether to revoke the license for the remainder of its term, to suspend it for any shorter period, or not to allow the renewal, according to the severity of the disqualification, its effect on public health, safety and welfare, and the time during which the disqualification can be remedied, if at all.

D. Temporary Suspension: Before the hearing required by subsection E of this section, the Town Board may suspend a license for up to thirty (30) days if it determines that the suspension is necessary for the immediate protection of the public health, safety and welfare. The Town Board may include, in the temporary suspension, reasonable orders or conditions with which the licensee shall comply to protect the public health, safety and welfare. Any breach of such conditions or orders is an independent ground for suspension or revocation of the license. Upon request of the licensee, a hearing on a summary suspension shall be scheduled by the Town Board within twenty one (21) days.

E. Hearing: Except for such emergency suspension authorized by subsection D of this section, no such suspension, revocation or nonrenewal is final until the licensee has been given the opportunity for a hearing before the Town Board to contest the suspension, revocation or nonrenewal. Notice of the hearing shall be given in writing by the Town Attorney setting forth specifically the grounds of complaint and the time and place of hearing. Such notice shall be mailed, postage prepaid to the licensee at its local address as set forth on its business license at least seven (7) days prior to the date set for the hearing. Such notice shall be personally served upon a licensee, either through the named contact person identified on the license, or else upon licensee's management, clerk or other person in charge, or by leaving it in a conspicuous place at the licensee's local business address within the Town of Ignacio.

F. Orders Or Conditions: If, after a hearing, the suspension, revocation or nonrenewal is upheld, the Town Board may include reasonable orders or conditions with which the licensee whose license has been suspended, revoked or nonrenewed shall comply to protect any work in progress and the public health, safety and welfare.

G. Refund Disallowed: The licensee whose license is revoked under this chapter will not receive a refund of any part of the license fee paid for the license.

H. Obtaining License Prohibited: The licensee who has had a license suspended, revoked or nonrenewed under this chapter is not entitled to obtain the same or any similar license under this chapter during the period of suspension or revocation, either in the person's, firm's or corporation's own name or as a principal in another business that applies for a license.

9-1-11 Penalty

Any person or licensee violating any of the provisions of this chapter shall, upon conviction, be punished as set forth in Ordinance 83, Amended by Ordinance 284, Penalties, of the Town of Ignacio Municipal Code now in affect or as may be amended from time to time, for each offense. Each twenty four (24) hours during which said violation shall continue shall constitute a separate offense.

Section 2. Effective Date: This Ordinance shall take effect 30 days after publication.

PASSED, APPROVED, ADOPTED AND ORDERED PUBLISHED this ___th day November, 2020, by the Board of Trustees of the Town of Ignacio, Colorado.

TOWN OF IGNACIO:

_____
Stella Cox, Mayor

ATTEST:

_____
Tuggy Dunton, Town Clerk

Town of Ignacio
Broadband Planning and Roadmap

NOVEMBER, 2020

AGENDA

- Why are Local Govts Investing in Broadband?
- What has the Pandemic Taught us?
- Existing Services and Providers
- Models for Gigabit Strategies
  - Capital Costs estimates for building Gigabit-enabled Infrastructure
  - Strategies to Consider to Reduce Costs, Seek funding etc.
- Next Steps

NEO CONNECT

Why are Local Govts Investing in Broadband?

- The Internet is Everything
- Bandwidth Demand
  - 79% of all traffic is video (86% in 2021)
  - Facebook is testing "Immersive Video"
  - Virtual Reality and Augmented Reality Applications
  - Ultra-HD video will consume 4 times more bandwidth
- Internet of Things (IoT) will be a key driver of bandwidth demand (home appliances, smart self driving cars, medical monitoring devices, smart cities, robots, artificial intelligence)
  - 1 Billion Connected Devices by 2020
  - 1 Trillion Connected Sensors by 2030

Global Internet Traffic	
1992	100 GB per DAY
1997	100 GB per HOUR
2002	100 GB per SECOND
2007	2,000 GB per SECOND
2016	26,600 GB per SECOND
2021	105,800 GB per SECOND

Why are Local Govts Investing in Broadband?

- **Net Neutrality** Laws Overturned
- Convergence of Smart City Applications, Cellular Backhaul, Internet Consumption
- Increasing need for communities to be efficient, **sustainable** and can **generate economic prosperity and social well being.**
- Local Control of an important **driver of economic development**

NEO CONNECT

What has the Pandemic Taught Us?

- We need **Gigabit Services (Fiber) to Homes**
  - Our homes are now our workplace, education centers, medical clinics, plus everything else
- Residential Internet Usage **increased 92%** within one month of the onslaught of COVID-19
- **2/3 of workers want to continue working from home** after things return to "normal"
- Migration of workers to remote and rural areas, **work anywhere** – driving economic development and need for housing

NEO CONNECT

Current Assessment

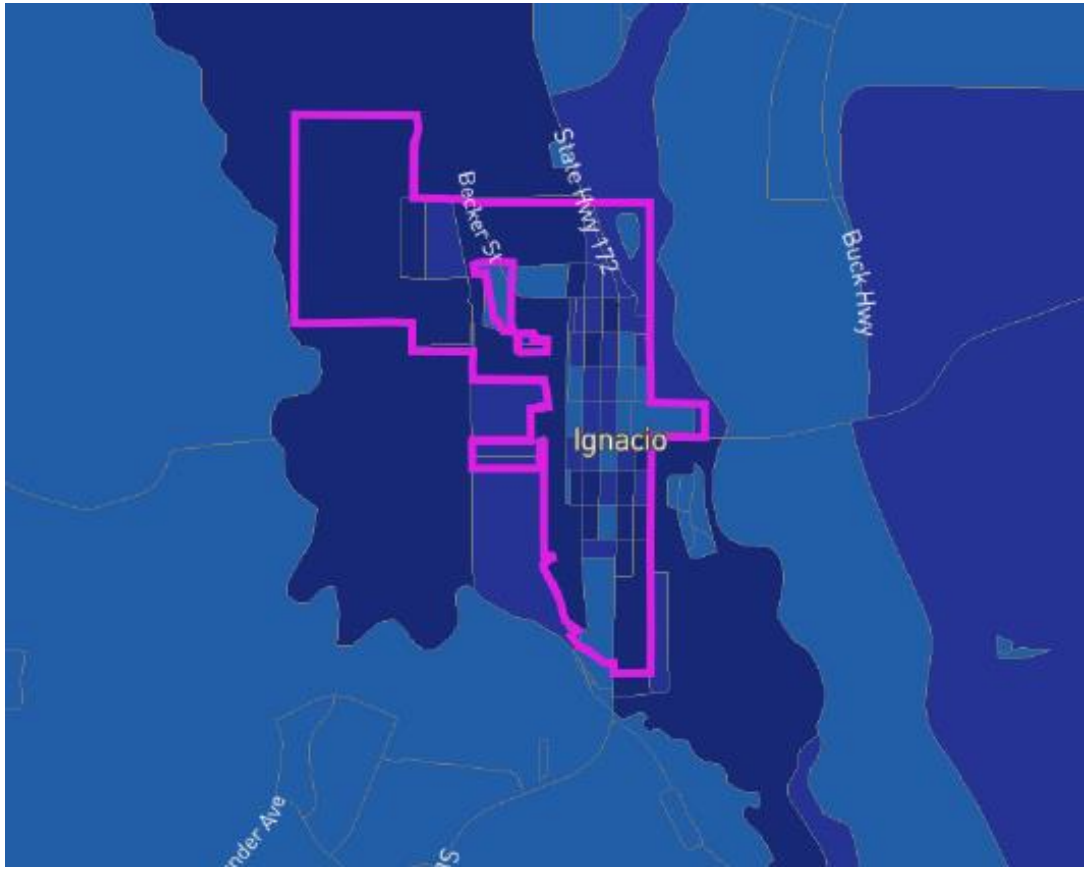

FCC Maps show the Area is "Served."

Makes the Town of Ignacio ineligible for many of the Federally funded, FCC Grant Program

The State of Colorado's map shows some promise of refuting FCC data

Speed Test Data Conclusion

- GEO Partner's Regional Speed Test Assessment
  - In Collaboration with the School District and the Southern Ute Tribe
- Maps Speed Test Results
  - Possible path to refute the FCC mapping data

NEO CONNECT

Gigabit Strategies

Best Practices

- Symmetrical gigabit services
- $80 to $120 pricing for residential customers and
- $500 to $750 pricing for business customers are being offered in cities and towns across the country Options to enter into PPP, variety of models
- Models are driven mostly to mitigate debt coverage risk – driven by take rate – driven by pricing
- Town involvement, capital, and ownership are negotiable

NEO CONNECT

FTTP Capital Costs

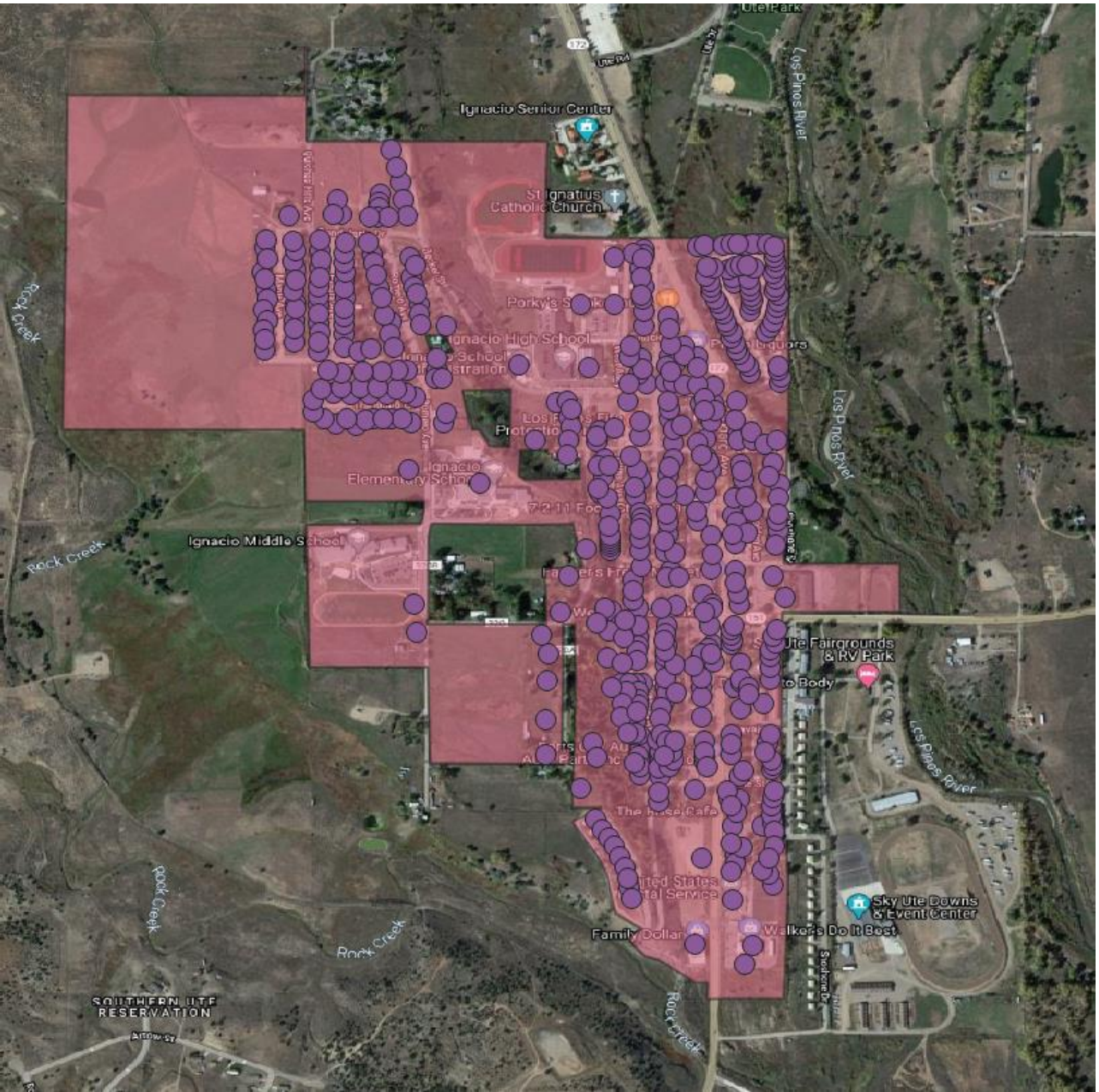

- Review the Capital Cost Assumptions
- Further Verification of Unit Pricing

What are the Options and Strategies?

- Partner with the Service Providers
- Obtain Grant Funding
  - DOLA, EDA fund Middle Mile Projects
  - DORA funds Last Mile Projects
    - Need to secure a Service Provider
  - Anticipated federal programs to be announced later this year.

NEO CONNECT

What's Next?

- Informal Outreach to Service Providers
- Formal Request for Proposal
- Grant Submissions

NEO CONNECT

NEO CONNECT

QUESTIONS?

THANK YOU

Town of Ignacio Public Works and Building Division

November 10, 2020

Staff Report

Gas System

- State Audit for the last three years, everything turned in as requested per the State. (waiting on State feedback)
- 0 incidents in the month of October.

Water System

- One water line repair. (305 Becker at the Main)
- Still working on new meter installs. (looks like around a third finished)

Sewer System

- Replace 160 feet of old collapsed 8-inch clay pipe with new SDR-35 plastic pipe. (Up the hill on Navajo In between Browning and Burns)

Parks & Recreation

- All sprinklers winterized for the season.

Irrigation System & Storm Drains

- All storm drains cleaned on Browning from weeds and debris.
- All irrigation winterized for the season.

Streets & ROW

- I will be working with Mark on new street light install. (Hwy 172 & Becker.
- Trash containers will be maintenance once a week.

Equipment

- Bucket van needed repairs, should have it back this week. (rear battery and alternator)
- Street sweeper needs repair on the main vacuum drum.

Staff

- Colton Smithson will retry his Distribution Level 1 Test, He missed it last time by a couple of questions.
- Garry was promoted to Forman.
- I have started a training class for Distribution Level 1 certification.

Building

- There are currently 6 open permits within the Town. (1 manufactured home set, one 2 bedroom 1 bath and sunroom addition, one addition full top to bottom addition, one new garage and 2 covered porches.



Town Clerk / Treasurer Report

November 2020

Honorable Mayor and Trustees,

Thank you for the opportunity to report on my activities over the past month.

Utility Billing:
As the new water meters are installed, I am inputting the meter information into utility billing and we are now using the Metron Farnier meter reading device for these meters.

Licensing:
Animal: 57 current. Business: 64 current. Business Service: 58 current
No past due licenses at this time. The renewal reminder letters for animal and business licenses were all mailed on October 19; we have already had some people pay for their 2021 licenses.

Town of Ignacio Online:
We are in the process of transitioning to a new platform for our website; the transition should be complete by the beginning of December. My hope is that the new platform will provide more flexibility and options for making the website "pop" more to gain more interest.

Liquor Licensing:
Liquor License Renewal Applications for Sidekick Lounge and Pinon Liquors are included in the consent agenda, along with the statements from Chief Phillips for each of these establishments.

Treasurer:
The finance reports for the month of October 2020 were included in the consent agenda.
The Wells Fargo bank account is now closed; all the credit cards that were from Wells Fargo have now been deactivated and the new TBK cards have been issued to the appropriate staff.
The Board has requested to be reminded of Christmas bonuses in November each year.

Meetings Attended:
I have attended Meetings for the Chamber of Commerce Board and Creative District Board.

Events:
The regular Town Board Meetings are currently scheduled on the third Monday of the month. I would like to propose that, beginning December 2020, the regular meeting be changed to the second Monday of each month due to the fact that a minimum of four meetings each year need to be changed because of either holidays or statutory filing deadlines. Please let me know your thoughts.

Court:
Judge Shaner was appointed by the Board on October 12. Due to his previous commitments, the time for Court each month has been changed. The new time is 1:30 PM on the third Tuesday of each month.

I would be happy to answer any questions you may have. Thank you.

Tuggy